


**CAL PLAYERS CELEBRATE
AFTER WINNING A
SECOND STRAIGHT
"BIG GAME" IN 2003.**



2003 IN REVIEW

2003 SEASON IN REVIEW



Adimchinobe Echemandu leaps high to score a 1-yard touchdown against Arizona during Cal's 42-14 victory in Memorial Stadium.

BEARS CLAIM 1ST BACK-TO-BACK WINNING FOOTBALL SEASONS IN 12 YEARS

The arrival of Jeff Tedford continues to transform the Cal football program. In his first season at the helm in 2002, Tedford inherited a Golden Bear club that had gone 1-10 the previous season and promptly staged one of the biggest one-year turnarounds in school history in leading Cal to its first winning season (7-5) in nine years. Named the Pac-10 Coach of the Year in 2002, Tedford then continued his coaching wizardry in his second campaign at Cal. Picked to finish eighth in the conference by Pac-10 media in the pre-season survey, the Bears once again rose above outside expectations to post an 8-6 overall record and third-place tie in the Pac-10. Their 5-3 showing in the Pac-10 was the best conference mark by a Cal team since the 1991 Citrus Bowl club registered a 6-2 record. Among its 2003 victims were nationally No. 1 ranked USC, Virginia Tech, Arizona State and Washington. In scrolling an 8-6 ledger, the Bears posted the school's first back-to-back winning seasons in 12 years—not since Bruce Snyder's teams finished 7-4-1 in 1990 and 10-2 in 1991—and earned Cal's first post-season bowl appearance since Steve Mariucci's 1996 club went 6-6 and received an invitation to the Aloha Bowl. But unlike that '96 team, which lost its final three games and five of the last six in the regular season, last year's Bear unit closed fast, winning its final three games and five of its final six contests. Including its 52-49 Insight Bowl win over Virginia Tech, Cal's high-octane offense averaged 40.6 points and 511.5 yards in its final six contests. In fact, the Bears scored 40 points or more in four of their final six games, reeling off 54 vs. Washington, 52 vs. Virginia Tech, 51 at Arizona State and 42 vs. Arizona. What made last year's record all the more impressive was the fact that Tedford and his coaching staff lost 23 seniors and 15 starters off the 2002 club.

CAL LEADS PAC-10 IN RUSHING FOR FIRST TIME IN 45 YEARS

Averaging nearly 170 yards per game on the ground, the 2003 Bears became the first Cal team to lead the conference in rushing since Joe Kapp's 1958 team churned out 238.0 yards per game. Led by the conference's best one-two punch in Adimchinobe Echemandu and J.J. Arrington, Cal rushed for 168.3 yards per contest last year. That was 12 yards more per game than USC, the No. 2 ground team in the Pac-10 at 155.9 ypg. Echemandu ranked second in the circuit with 1,195 yards and a 5.0 yards-per-carry average, while Arrington finished 10th in the Pac-10 with 607 yards and a league-leading 5.7 yards-per-carry figure.

ECHEMANDU CLAIMS 2ND PLACE ON CAL'S SINGLE SEASON LIST WITH 1,195 YARDS

Senior tailback Adimchinobe Echemandu was perseverance personified, overcoming back-to-back missed seasons due to personal reasons to finally emerge as a first team All-Pac-10 rusher in 2003. Despite missing the Washington game (Nov. 15) with a sprained ankle, Echemandu was the eighth player in Cal history to rush for 1,000 yards in a season. The Nigeria native chalked up 1,195 yards and 13 touchdowns on 238 carries in 13 games last season to rank No. 2 on Cal's all-time single season rushing list, trailing only Chuck Muncie (1,460 in 1975). Echemandu's 91.9 yards-per-game average ranked second in the Pac-10 behind Oregon State's Steven Jackson (118.8). Buoyed by a career-high 201 yards (30 carries) and three touchdowns on the ground against Arizona Oct. 25 and a 128-yard, two-TD performance in Tempe Nov. 1, the 225-pound senior averaged a jaw-dropping 116.6 rushing yards per game over his last seven regular-season appearances. His 13 rushing touchdowns were the third-most in school history, only one shy of the school record for a season (shared by Russell White and Lindsey Chapman).

MCARTHUR RANKS 2ND NATIONALLY (115.7 YPG) IN RECEIVING YARDS

Emerging as one of the nation's leading receivers, junior wide receiver Geoff McArthur was named second team All-America by *The Sporting News* after enjoying one of the greatest seasons in Pac-10 history. He feasted on opponents for 85 receptions, 1,504 yards and 10 touchdowns in 2003, and along the way, set numerous records. His 1,504 yards shattered Cal's single season mark and was only 16 yards shy of the Pac-10 record, trailing only USC's Johnnie Morton (1,520 in 1993) and Stanford's Troy Walters (1,508 in 1999) in conference history. McArthur surely would have set a new conference mark, had it not been for a freak accident (fractured arm) on the first day of practice in Arizona during Insight Bowl week that prohibited him from playing against Virginia Tech. Despite missing the bowl game, his 85 catches were the second-most in school annals and the 10th-highest total in Pac-10 history. McArthur averaged 115.7 yards per game over a grueling 13-game season—an average that ranked first in the Pac-10 and second nationally behind Pitt's Larry Fitzgerald. He gained at least 150 yards in five different games and reached the 100-yard mark in seven contests, both unprecedented milestones in Cal history. His 6.54 receptions per game ranked fourth in the Pac-10 and 12th nationally, while his 17.7 yards-per-catch was only surpassed in conference by Oregon's Demetrius Williams, who averaged 18.3 yards on 34 fewer catches. He capped his junior campaign by reeling off the second and eighth greatest receiving yardage days ever by a Cal player in his final two regular-season games. He combined for 22 catches, 425 yards and three touchdowns in those final two contests, hauling in six passes for 180 yards and one score vs. Washington Nov. 15 and then hunting down a school-record 16 receptions for 245 yards and two TDs at Stanford Nov. 22. In arguably the finest receiving season in Cal history, here's how McArthur fared on the school's single season and single game Top 5 lists:

Cal Single Season Leaders for Receiving Yards

Player	Year	No.	Yds.	Avg.	TD
1. Geoff McArthur	2003	85	1504	17.7	10
2. Dameane Douglas	1998	100	1150	11.5	4
3. Bobby Shaw	1997	75	1093	14.6	10
4. Sean Dawkins	1992	65	1070	16.5	14
5. Mike Caldwell	1993	55	962	17.5	7

Cal Single Season Leaders for Receptions

Player	Year	No.	Yds.	Avg.	TD
1. Dameane Douglas	1998	100	1150	11.5	4
2. Geoff McArthur	2003	85	1504	17.7	10
3. Bobby Shaw	1997	75	1093	14.6	10
4. Sean Dawkins	1992	65	1070	16.5	14

Cal Single Game Leaders for Receiving Yards

Player	Opponent	Year	No.	Yds.
1. Wesley Walker	San Jose State	1976	8	289
2. Geoff McArthur	Stanford	2003	16	245
3. Bobby Shaw	Houston	1997	11	204
4. Matt Bouza	Washington	1979	11	175
5. Andy Bark	Oregon State	1983	11	167

Cal Single Game Leaders for Receptions

Player	Opponent	Year	No.	Yds.
1. Geoff McArthur	Stanford	2003	16	245
2. Dameane Douglas	Oregon State	1998	15	140
3. Iheanyi Uwaezuoke	Washington	1994	13	162
Dameane Douglas	USC	1998	13	151
Jack Schraub	Illinois	1964	13	132
Dameane Douglas	Stanford	1998	13	124

RODGERS SETS SCHOOL'S SINGLE SEASON RECORD FOR LOWEST INTERCEPTION RATE

Cal's sophomore quarterback Aaron Rodgers, in his first season of major college football, emerged as one of the top field generals in the conference last year. With the Bears facing must-win situations in consecutive weeks, Rodgers launched 300-yard aerial assaults in victories over Washington (54-7) and Stanford (28-16) to clinch the school's first bowl berth in seven years. His 2,903 passing yards last season was the second highest total in Cal annals, even surpassing Kyle Boller's 2,805 yards from 2002 and falling only short of Pat Barnes (3,499 in 1996) on the school's all-time chart. Rodgers, who played in 14 games and was 7-3 as the Bears' starting quarterback, recorded five 300-yard passing games last year to equal Barnes' school record. His scintillating 146.6 passing efficiency rating ranked third in the Pac-10 last year and also third on Cal's single season list. Rodgers averaged 319.1 passing yards per game over his final five contests in 2003—a period when he completed 68.2 percent of his passes (105-of-154) for 1,596 yards, 12 touchdowns and only two interceptions. During the last five weeks of the regular season, he engineered the three widest-margin Pac-10 victories by a Golden Bear team in the past 11 years, leading his club to cakewalks of 42-14 over Arizona, 51-23 over Arizona State and 54-7 over Washington. And perhaps his crowning moment came in the Big Game, as he rolled up 414 yards in total offense (359 passing, 55 rushing), the highest total in the 106-year history of the Big Game rivalry and the third-highest day in total offense in Cal's 121 seasons of football.

MCCLESKEY BECOMES 1ST DB IN CAL HISTORY TO REACH 100 TACKLES


Cal's Donnie McCleskey was nothing short of sensational as the sophomore leader of the Bears' defense. McCleskey, the Golden Bears' second-year starter at rover, posted 102 tackles, two interceptions and 12.0 tackles for losses of 49 yards—team-leading figures—and 5.5 sacks, while emerging as one of the Pac-10's finest players. His 102 tackles are the most by a Cal player in a season in 10 years (Jerrott Willard, 1993). McCleskey also set the school record for most tackles and sacks by a defensive back in a season.

CAL SETS SCHOOL'S TOTAL OFFENSE RECORD (729 YDS) VS. HUSKIES

The surging California Golden Bears set a new school record for total offense in walloping the Washington Huskies, 54-7, in what Jeff Tedford called "our most complete game played this year" on Nov. 15. In cranking out 729 yards in total offense, the Bears obliterated the old school mark of 670, set against Utah in 1958. What's more, it was Cal's first victory over Washington at Memorial Stadium in 28 years (last win: 27-24 in 1975), and the 47-point margin of victory was the biggest win by a Bear team in a conference game since 1922 (Cal beat Washington State, 61-0, when both teams played in the old Pacific Coast Conference, the forerunner to the Pac-8 and Pac-10 circuits). The 47-point differential also marked California's widest margin of victory over Washington since 1921 (72-3).

WILSON BREAKS SCHOOL MARK WITH 48 CONSECUTIVE STARTS AT OT

With 48 starts to his credit, senior offensive tackle Mark Wilson ranked first among all Pac-10 offensive linemen, and third nationally, for most career starts. Those 48 starts—all consecutive, dating back to his freshman year in 2000—were a new Cal record for an offensive lineman, surpassing OT Todd Steussie's previous school mark of 46, set in 1990-93. Wilson, voted first team All-Pac-10 last year, was the quiet leader of a veteran offensive line that opened gaping holes the last five weeks of the regular season for a combined 1,219 rushing yards (an eye-bulging 243.8 yards per game). Wilson and his fellow linemen—tackle Chris Murphy, centers Nolan Bluntzer and Marvin Philip, and guards Jonathan Giesel, Ryan O'Callaghan and Aaron Merz—were the foundation for a Cal offense that spewed out 432.9 yards and 32.6 points per game last year. While admittedly facing some of the nation's best defensive clubs, the Cal O-Line yielded 29 sacks in 14 games. The Bears' sacks per-game average of 2.07 ranked third in the conference. Allowing only 19 sacks over its last 11 games, the Cal interior line kept on rolling, despite having to find temporary replacements for injured starters.



Tyler Fredrickson booted a game-winning 38-yard field goal in a third overtime to defeat USC 34-31 during the regular season. Fredrickson also kicked a second game-winner in the Insight Bowl, giving Cal a 52-49 victory over Virginia Tech.

FREDRICKSON EXPERIENCED TOPSY-TURVY SEASON AS PLACEKICKER

Senior Tyler Fredrickson, the first Cal player to do double duty as the No. 1 punter and placekicker in seven years, experienced both the highs and lows of college football last season. On the plus side, he made field goals from 53 and 51 yards—tying for the third and fifth longest in school history—and he set a school single season record for most extra points made without a miss (54-for-54). Two of his field goals will go down in Cal history, as he kicked a game-winning 38-yard FG in a third overtime to give Cal a 34-31 upset victory over then No. 3 ranked USC Sept. 27, and then drilled another game-winner at the Insight Bowl—a 35-yarder as time expired that lifted the Bears to a 52-49 victory over Virginia Tech. Yet it wasn't all roses for the Bear kicker last year, as he missed 15 of a school-record 30 field goal attempts. He also averaged a career-best 40.0 yards per punt last year, with his net punting average of 36.5 tied for sixth in the Pac-10. Of his 15 field goal misses, 13 were by the narrowest of margins: three hit the goal post upright, five were blocked, four just pulled wide from distances of 54, 51, 50 and 49 yards, and one 30-yard attempt against Stanford was ruled "no good" despite the fact that every TV replay angle suggested the ball sailed inside the left upright.

CALIFORNIA DEFENSE DEVELOPED INTO ONE OF PACIFIC-10'S BETTER UNITS

A work in progress, California's defense showed signs of both growth and inexperience last season. Featuring nine new starters from the 2002 unit, the Golden Bears weathered a choppy early season to become one of the Pac-10's better defenses down the stretch. Ranking third in sacks (38), fifth in scoring defense (24.4) and passing defense (251.1) and sixth in total defense (384.9) among Pac-10 teams, the Bears' "D" performed relatively well in 10 of its 14 games this year. Cal spun a defensive shutout (34-2) against Southern Miss, and held Colorado State, Illinois, Arizona State and Oregon—all potentially explosive clubs—to 23, 24, 23 and 21 points, respectively. Against the Los Angeles schools, Cal limited USC to 24 points in regulation—some 15 points below its league-leading 39.7 ppg average entering the game—and

held UCLA to 228 total yards and 23 points. The Bears also limited Arizona to 14 points and Stanford to 284 yards and 16 points. And they caused three turnovers in harnessing Cody Pickett, Reggie Williams to only 293 yards and a season-low seven points in the Washington rout. Yet, the greatest indicator of the Cal defense's improvement was a comparison of the unit's first seven games vs. the last six of the regular season:

	<i>Yards Per Game Allowed</i>	<i>Points Per Game Allowed</i>
1st 7 Games	423.0	26.9
Last 6 Games	312.7	17.3

A WIN FOR THE AGES: CALIFORNIA SHOCKS USC IN PAC-10'S BIGGEST UPSET OF 2003

When Cal scored a 34-31 triple overtime win over then-nationally No. 3 ranked USC in its Pac-10 opener Sept. 27—severing the nation's second-longest current winning streak (11 games)—it was truly a victory for the ages. Not since 1975—when Joe Roth and Chuck Muncie led the eventual Co-Pacific-8 champion Bears to a 28-14 triumph over then No. 4 ranked USC—had Cal posted a win over a Top 5 opponent. And it had been 52 years since California had beaten a No. 3 ranked foe (Stanford in the 1951 Big Game, 20-7). In its history, Cal has now beaten a Top 10 team nine times and a Top 5 school on only four occasions. Here's a list of Cal's conquests vs. nationally Top 10 ranked schools in history:

<i>Year</i>	<i>Opponent</i>	<i>Ranking</i>	<i>Score</i>
1938	Alabama	4th	W, 13-0 (Rose Bowl)
1951	Oregon State	6th	W, 35-14
	Stanford	3rd	W, 20-7
1956	Pittsburgh	7th	W, 14-0
1968	Syracuse	10th	W, 43-0
1969	Indiana	10th	W, 17-14
1975	USC	4th	W, 28-14
1977	USC	10th	W, 17-14
2003	USC	3rd	W, 34-31 (3OT)

NIGHTTIME IN EUGENE YET ANOTHER NEW EXPERIENCE FOR '03 BEARS

The trip to Eugene, Ore., perhaps epitomized the 2003 season for Cal's traveling band of football players. First, the team arrived at Oakland Airport on Friday afternoon, only to learn that their charter jet needed repair work that would delay the flight's departure for four hours. Instead of arriving in Eugene at 7:15 p.m., the Bears landed around 11 p.m. on Friday. Then they had to contend with the cold, rainy weather of Oregon in a game that kicked off at 7 p.m. to accommodate a TBS national audience. Then in the fourth quarter of the game, there was a 23-minute delay due to lighting failure at Autzen Stadium. Such wacky occurrences were commonplace for the 2003 Bears. To wit:

- They played the earliest season opener in school history (Aug. 23 vs. Kansas State in the BCA Classic at Kansas City).
- They played six games on their schedule before the end of September.
- They experienced near 100-degree heat in games at Kansas State and UCLA, and then faced the cold and damp weather of Oregon.
- They answered an early wakeup call Sept. 20 to kick off their Illinois game at 9:10 a.m. PDT.
- Along with Temple, the Bears were one of only two NCAA Division 1-A schools who played seven road games last year.
- Cal traveled almost 13,000 miles for those seven road games.
- The Bears played seven games that were decided in the final two minutes.
- They were involved in two overtime games, losing in a single overtime at UCLA (23-20) and beating then nationally No. 3 ranked USC in a triple OT game (34-31).

RECORDS SET OR TIED IN 2003

TEAM OFFENSE

SEASON

New Record

Old Record

Most Points	457	427 (2002)
Most Touchdowns	59	53 (2002)
PAT Attempted	54	51 (2002)
PAT Made	54	50 (2002)
Field Goal Attempted	30	28 (1991)
Most Plays	994	871 (1997)
Most Net Yards Gained	6,061	5,044 (1975)
Highest Average Gain per Play	6.10	6.04 (1975)
Most First Downs	321	255 (1996)
Most First Downs by Passing	170	164 (1996)
Most First Downs by Penalty	27 (tie)	27 (1998)
Most Passes Attempted	452	428 (2002)
Most Passes Completed	278	253 (1996)
Pct. of Passes Intercepted	1.8% (8-452)	1.9% (8-427) (1996)
Most Yards Passing	3,705	3,536 (1996)

GAME

Most Yards Gained	729 vs. Washington	670 vs. Utah, Oct. 11, 1958
Highest Average Gain per Play	10.57 vs. Washington	9.57 vs. Oregon State, Nov. 13, 1954
Most First Downs by Penalty	6 vs. Oregon State (tie)	6 at Arizona State, Nov. 6, 1993
Highest Average Gain per Rush	10.9 vs. Washington	9.8 vs. Minnesota, Oct. 6, 1951

TEAM DEFENSE

SEASON

Most Net Yards Allowed	5,388	5,063 (1996)
Most First Downs Allowed	280	257 (2002)
Most First Downs Passing Allowed	161	142 (2002)
Most Pass Attempts Allowed	469	435 (2002)
Most Pass Completes Allowed	262	253 (2002)
Most Passing Yards Allowed	3,516	3,346 (2002)
Most Punting Yards Allowed	3,415	2,980 (1968)

GAME

Most First Downs by Passing Allowed	21 at Illinois	20 vs. USC, Oct. 30, 1993
Most Pass Completions Allowed	35 at Illinois	34 vs. Stanford, Nov. 21, 1959
Fewest Turnovers Allowed	0 vs. Virginia Tech (tie)	0, many times

INDIVIDUAL

CAREER

Most PAT Made, No Misses	54, Tyler Fredrickson (2000-03)	27, Randy Pratt (1981-83)
--------------------------------	---------------------------------------	---------------------------

SEASON

Most PAT Attempted	54, Tyler Fredrickson	51, Mark Jensen (2002)
Most PAT Made	54, Tyler Fredrickson	50, Mark Jensen (2002)
Most PAT Made, No Misses	54, Tyler Fredrickson	34, Jim Breech (1977)
Most Field Goals Attempted	30, Tyler Fredrickson	28, Doug Brien (1991)
Most Games, 300 Yards Passing	5, Aaron Rodgers (tie)	5, Pat Barnes (1996)
Most Consecutive Games, 300 Yards Passing	3, Aaron Rodgers (tie)	3, many times
Lowest Percentage of Passes Intercepted	1.43%, Aaron Rodgers	1.69%, Gary Graumann (1977)
Most Receiving Yards	1,504, Geoff McArthur	1,150, Dameane Douglas (1998)

GAME

Most Field Goals Attempted	6, Tyler Fredrickson at UCLA (tie)	6, many times
Most Receptions	16, Geoff McArthur at Stanford	15, Dameane Douglas at Oregon State, Oct. 31, 1998
Most Touchdowns, Punt Return	1, Vincent Strang at Illinois	1, many times
Most Touchdowns, Interception Return	1, Daymeion Hughes vs. Oregon State	1, many times

2003 INSIGHT BOWL

BIGGEST COMEBACK WIN OF THE SEASON

Roaring back from a 28-14 first-half deficit to win 52-49 in a desert shootout, Cal outscored Virginia Tech, 45-28, in the final three quarters, earning its biggest comeback victory of the 2003 season. The previous largest comeback came in the Bears' regular season finale at Stanford Nov. 22, when they spotted the Cardinal a 10-0 half-time lead before posting a 28-16 Big Game triumph.

CAL'S FIRST BOWL WIN IN 10 YEARS

By edging the Hokies, Cal secured its first bowl victory in 10 years. The last time the Bears had their hand raised in triumph was in 1993, when Keith Gilbertson's club ambushed Iowa, 37-3, in the Alamo Bowl.

TEAM SETS SIX BOWL RECORDS

In an amazing offensive display, the Golden Bears set all-time school bowl records for most points (52), total yards (530), passing yards (394), completion percentage (77.1%, 27-of-35), touchdowns (7) and rushing touchdowns (5) in their 52-49 conquest of Virginia Tech.

RODGERS ENJOYS FINEST PASSING GAME IN CAL BOWL HISTORY

Setting all-time Cal bowl records for most passing yards (394) and highest completion percentage (77.1%, 27-of-35), Golden Bear quarterback Aaron Rodgers was simply brilliant against the Hokies in the Insight Bowl. He completed 15-of-17 passes for 245 yards in the second half, when Cal exploded for 31 points to overtake Virginia Tech. Rodgers, who produced the third- and fourth-highest total offense outputs in the school's 121-year



The Bears defense battled against Virginia Tech's high-powered offense.



Adimchinobe Echemandu's 9-yard TD gave Cal a 35-28 lead in the third quarter of the Insight Bowl.

history in his final two 2003 games against Stanford (414 yards) and Virginia Tech (424), passed for two touchdowns and rushed for two TDs while throwing no interceptions against the Hokies. In the process, he also tied Cal's bowl records for most completions (27), touchdowns (2) and rushing TDs (2).

RODGERS, GUTIERREZ NAMED BOWL MVPs

Quarterback Aaron Rodgers was named Offensive MVP for the Insight Bowl, while teammate Ryan Gutierrez was voted Defensive MVP honors in Phoenix after stockpiling a game-high 12 tackles (including 11 solo stops) from his safety position.

CAREER-HIGH GAME FOR LYMAN

Battling through a myriad of injuries (ankle, groin, hamstring, hip, appendicitis) during his career, Chase Lyman saved his best effort for Cal's first bowl game in seven years. Filling in for All-American Geoff McArthur (fractured arm), Lyman caught five passes for a career-high 149 yards and one touchdown against Virginia Tech. He entered the game with only 35 catches for 526 yards in his first two seasons at Cal. His 149 yards against the Hokies set a school bowl game record and are the third most in the 15-year history of the Insight Bowl.

TEDFORD STILL BLAZING IN THE DESERT

With the Insight Bowl win, head coach Jeff Tedford has now been associated with teams that have won their last seven games in the state of Arizona – a period in which Tedford's offenses have averaged an eye-popping 51.8 points per game. Overall, Tedford has been associated with Oregon (offensive coordinator) and California (head coach) teams that have posted a 7-1 mark in the state and are a perfect 5-0 in the Phoenix area.

BEARS GO 7-FOR-7 IN RED ZONE

Cal's offense was perfect in the red zone against Virginia Tech, scoring seven times (6 TDs, 1 FG) in seven opportunities within the Hokies' 20-yard line. The Bears finished the season by converting 27 of their final 28 red-zone opportunities over their last six games.

CHAMPIONS

CALIFORNIA 52 VIRGINIA TECH 49



Insight BOWL 2003

In what many sports pundits called the most entertaining game of the college football bowl season, the California Golden Bears rallied from a two-touchdown deficit to beat Virginia Tech, 52-49, in the 2003 Insight Bowl in Phoenix. Setting all-time California bowl records for scoring and total offense, the Bears rode the golden right arm of Aaron Rodgers to victory. Rodgers completed 15 of 17 passes for 245 of his career-high 394 yards in the second half, but it was Tyler Fredrickson's 35-yard field goal on the game's final play that decided the outcome.



AARON RODGERS
Offensive MVP

RYAN GUTIERREZ
Defensive MVP



CALIFORNIA FOOTBALL

2003 STATISTICS & RESULTS

2003 RESULTS

Date	Opponent	Score	Res	Overall Record	Pac-10 Record	Attend
Aug. 23	vs. Kansas State	28-42	L	0-1	0-0	50,823
Aug. 30	Southern Miss	34-2	W	1-1	0-0	35,880
Sept. 6	Colorado State	21-23	L	1-2	0-0	34,096
Sept. 11	at Utah	24-31	L	1-3	0-0	46,768
Sept. 20	at Illinois	31-24	W	2-3	0-0	58,363
Sept. 27	USC	34-31 3OT	W	3-3	1-0	51,208
Oct. 4	Oregon State	21-35	L	3-4	1-1	39,150
Oct. 18	at UCLA	20-23 OT	L	3-5	1-2	53,825
Oct. 25	Arizona	42-14	W	4-5	2-2	33,249
Nov. 1	at Arizona State	51-23	W	5-5	3-2	48,452
Nov. 8	at Oregon	17-21	L	5-6	3-3	57,511
Nov. 15	Washington	54-7	W	6-6	4-3	38,576
Nov. 22	at Stanford	28-16	W	7-6	5-3	67,950
Dec. 26	vs. Virginia Tech	52-49	W	8-6	5-3	42,364

TEAM STATISTICS

	Cal	Opp
SCORING	457	341
Points Per Game	32.6	24.4
FIRST DOWNS	321	280
Rushing	124	100
Passing	170	161
Penalty	27	19
RUSHING YARDAGE	2356	1872
Yards gained rushing	2680	2339
Yards lost rushing	324	467
Rushing Attempts	542	500
Average Per Rush	4.3	3.7
Average Per Game	168.3	133.7
TDs Rushing	28	16
PASSING YARDAGE	3705	3516
Att-Comp-Int	452-278-8	469-262-14
Average Per Pass	8.2	7.5
Average Per Catch	13.3	13.4
Average Per Game	264.6	251.1
TDs Passing	28	25
TOTAL OFFENSE	6061	5388
Total Plays	994	969
Average Per Play	6.1	5.6
Average Per Game	432.9	384.9
KICK RETURNS: #-YARDS	39-723	49-1044
PUNT RETURNS: #-YARDS	37-365	30-188
INT RETURNS: #-YARDS	14-219	8-85
KICK RETURN AVERAGE	18.5	21.3
PUNT RETURN AVERAGE	9.9	6.3
INT RETURN AVERAGE	15.6	10.6
FUMBLES-LOST	24-12	16-9
PENALTIES-YARDS	81-651	99-909
Average Per Game	46.5	64.9
PUNTS-YARDS	63-2485	84-3415
Average Per Punt	39.4	40.7
Net punt average	36.5	36.3
TIME OF POSSESSION/GAME	31:48	28:12
3RD-DOWN CONVERSIONS	82/195	71/201
3rd-Down Pct	42%	35%
4TH-DOWN CONVERSIONS	6/13	7/14
4th-Down Pct	46%	50%
SACKS BY-YARDS	38-296	29-147
MISC YARDS	0	10
TOUCHDOWNS SCORED	59	44
FIELD GOALS-ATTEMPTS	15-30	11-20
PAT-ATTEMPTS	54-54	40-41
ATTENDANCE	232159	332869
Games/Avg Per Game	6/38693	6/55478

SCORE BY QUARTERS

	1st	2nd	3rd	4th	OT	Total
California	72	161	96	118	10	457
Opponents	119	66	53	93	10	341

RUSHING

	GP	Att	Gain	Loss	Net	Avg	TD	Long	Avg/G
Echemandu, A.	13	238	1234	39	1195	5.0	13	60	91.9
Arrington, JJ	13	107	631	24	607	5.7	5	68	46.7
O'Keith, Marcus	13	40	240	10	230	5.8	1	48	17.7
Rodgers, Aaron	13	86	324	114	210	2.4	5	24	16.2
Porter, Michael	8	8	89	7	82	10.2	1	51	10.2
Manderino, C.	14	13	54	0	54	4.2	1	15	3.9
Storer, Byron	14	4	8	0	8	2.0	0	3	0.6
Lyman, Chase	10	1	5	0	5	5.0	0	5	0.5
Makonnen, J.	3	1	4	0	4	4.0	0	4	1.3
Wilson, Mark	14	1	1	0	1	1.0	0	1	0.1
Torgersen, S.	9	2	1	0	1	0.5	0	1	0.1
Robertson, R.	13	25	54	57	-3	-0.1	1	15	-0.2
Strang, Vincent	14	10	35	43	-8	-0.8	1	13	-0.6
Fredrickson, T.	14	1	0	9	-9	-9.0	0	0	-0.6
Team		5	0	21	-21	-4.2	0	0	-3.0
Total	14	542	2680	324	2356	4.3	28	68	168.3
Opponents	14	500	2339	467	1872	3.7	16	66	133.7

PASSING

	GP	Effic	Att-Cmp-Int	Pct	Yds	TD	Lng	Avg/G
Rodgers, Aaron	13	146.58	349-215-5	61.6	2903	19	79	223.3
Robertson, R.	13	154.19	99-62-3	62.6	797	9	65	61.3
Schwartz, R.	1	142.00	1-1-0	100.0	5	0	5	5.0
Echemandu, A.	13	0.00	1-0-0	0.0	0	0	0	0.0
Team		0.00	2-0-0	0.0	0	0	0	0.0
Total	14	147.26	452-278-8	61.5	3705	28	79	264.6
Opponents	14	130.46	469-262-14	55.9	3516	25	85	251.1

RECEIVING

	GP	No.	Yds	Avg	TD	Long	Avg/G
McArthur, Geoff	13	85	1504	17.7	10	79	115.7
Toler, Burl	14	48	609	12.7	3	37	43.5
Echemandu, A.	13	22	185	8.4	0	36	14.2
Arrington, JJ	13	21	178	8.5	3	32	13.7
Strang, Vincent	14	17	205	12.1	5	34	14.6
Cross, Garrett	11	16	173	10.8	3	30	15.7
Hall, Brandon	14	15	151	10.1	2	28	10.8
Makonnen, J.	3	14	209	14.9	1	37	69.7
Manderino, C.	14	13	103	7.9	0	15	7.4
Lyman, Chase	10	12	256	21.3	1	43	25.6
David Gray	9	6	46	7.7	0	15	5.1
Rust, John	10	4	52	13.0	0	20	5.2
O'Keith, Marcus	13	4	27	6.8	0	14	2.1
Storer, Byron	14	1	7	7.0	0	7	0.5
Total	14	278	3705	13.3	28	79	264.6
Opponents	14	262	3516	13.4	25	85	251.1

TOTAL OFFENSE

	G	Plays	Rush	Pass	Total	Avg/G
Rodgers, Aaron	13	435	210	2903	3113	239.5
Echemandu, A.	13	239	1195	0	1195	91.9
Robertson, R.	13	124	-3	797	794	61.1
Arrington, JJ	13	107	607	0	607	46.7
O'Keith, Marcus	13	40	230	0	230	17.7
Porter, Michael	8	8	82	0	82	10.2
Manderino, C.	14	13	54	0	54	3.9
Storer, Byron	14	4	8	0	8	0.6
Lyman, Chase	10	1	5	0	5	0.5
Schwartz, R.	1	1	0	5	5	5.0
Makonnen, J.	3	1	4	0	4	1.3
Wilson, Mark	14	1	1	0	1	0.1
Torgersen, S.	9	2	1	0	1	0.1
Strang, Vincent	14	10	-8	0	-8	-0.6
Fredrickson, T.	14	1	-9	0	-9	-0.6
Team	7	7	-21	0	-21	-3.0
Total	14	994	2356	3705	6061	432.9
Opponents	14	969	1872	3516	5388	384.9

SCORING

	TD	FGs	Kick	Rush	PATs			Saf	Points
					Rev	Pass	DXP		
Fredrickson, T.	0	15-30	54-54	0-0	0	0-0	0	0	99
Echemandu, A.	13	0-0	0-0	0-0	1	0-0	0	0	80
McArthur, Geoff	10	0-0	0-0	0-0	0	0-0	0	0	60
Arrington, JJ	8	0-0	0-0	0-1	0	0-0	0	0	48
Strang, Vincent	7	0-0	0-0	0-0	1	0-0	0	0	44
Rodgers, Aaron	5	0-0	0-0	0-0	0	2-4	0	0	30
Toler, Burl	3	0-0	0-0	0-0	0	0-0	0	0	18
Cross, Garrett	3	0-0	0-0	0-0	0	0-0	0	0	18
Hall, Brandon	2	0-0	0-0	0-0	0	0-0	0	0	12
Makonnen, J.	1	0-0	0-0	0-0	0	0-0	0	0	6
Manderino, C.	1	0-0	0-0	0-0	0	0-0	0	0	6
Lyman, Chase	1	0-0	0-0	0-0	0	0-0	0	0	6
Robertson, R.	1	0-0	0-0	0-0	0	0-0	0	0	6
Hughes, D.	1	0-0	0-0	0-0	0	0-0	0	0	6
Porter, Michael	1	0-0	0-0	0-0	0	0-0	0	0	6
O'Keith, Marcus	1	0-0	0-0	0-0	0	0-0	0	0	6
Bethea, James	1	0-0	0-0	0-0	0	0-0	0	0	6
Total	59	15-30	54-54	0-1	2	2-4	0	0	457
Opponents	44	11-20	40-41	1-2	0	0-1	0	1	341

FIELD GOALS

	FGM-FGA	Pct	01-19	20-29	30-39	40-49	50-59	Lg	Blk
Fredrickson, T.	15-30	50.0	1-1	5-6	5-9	2-7	2-7	53	5

PUNTING

	No.	Yds	Avg	Long	TB	FC	I20	Blkd
Fredrickson, T.	57	2281	40.0	58	5	8	18	0
Everett, Lucas	6	204	34.0	43	1	1	0	0
Total	63	2485	39.4	58	6	9	18	0
Opponents	84	3415	40.7	65	11	12	22	3

INTERCEPTIONS

	No.	Yds	Avg	TD	Long
Hughes, D.	2	72	36.0	1	72
Maningo, Joe	2	57	28.5	0	51
McCleskey, D.	2	0	0.0	0	0
Slater, Sid	2	0	0.0	0	0
McGrath, Mike	2	17	8.5	0	15
Bethea, James	1	21	21.0	0	21
Giordano, Matt	1	15	15.0	0	15
Hunter, Wendell	1	19	19.0	0	19
Sanders, B.	1	18	18.0	0	18
Total	14	219	15.6	1	72
Opponents	8	85	10.6	1	26

KICK RETURNS

	No.	Yds	Avg	TD	Long
Bethea, James	34	644	18.9	0	62
Arrington, JJ	2	39	19.5	0	23
Hughes, D.	1	17	17.0	0	17
McCurdy, Tag	1	10	10.0	0	10
McCleskey, D.	1	13	13.0	0	13
Total	39	723	18.5	0	62
Opponents	49	1044	21.3	0	55

PUNT RETURNS

	No.	Yds	Avg	TD	Long
Strang, Vincent	27	220	8.1	1	68
Mixon, Tim	7	76	10.9	0	17
Smith, Harrison	2	35	17.5	0	0
Briner, Andy	1	14	14.0	0	0
Bethea, James	0	20	0.0	1	20
Total	37	365	9.9	2	68
Opponents	30	188	6.3	1	52

ALL-PURPOSE YARDAGE

	G	Rush	Rec	PR	KOR	IR	Tot	Avg/G
McArthur, Geoff	13	0	1504	0	0	0	1504	115.7
Echemandu, A.	13	1195	185	0	0	0	1380	106.2
Arrington, JJ	13	607	178	0	39	0	824	63.4
Bethea, James	14	0	0	20	644	21	685	48.9
Toler, Burl	14	0	609	0	0	0	609	43.5

Strang, Vincent	14	-8	205	220	0	0	417	29.8
Lyman, Chase	10	5	256	0	0	0	261	26.1
O'Keith, Marcus	13	230	27	0	0	0	257	19.8
Makonnen, J.	3	4	209	0	0	0	213	71.0
Rodgers, Aaron	13	210	0	0	0	0	210	16.2
Cross, Garrett	11	0	173	0	0	0	173	15.7
Manderino, C.	14	54	103	0	0	0	157	11.2
Hall, Brandon	14	0	151	0	0	0	151	10.8
Hughes, D.	14	0	0	0	17	72	89	6.4
Porter, Michael	8	82	0	0	0	0	82	10.2
Mixon, Tim	5	0	0	76	0	0	76	15.2
Maningo, Joe	10	0	0	0	0	57	57	5.7
Rust, John	10	0	52	0	0	0	52	5.2
David Gray	9	0	46	0	0	0	46	5.1
Smith, Harrison	13	0	0	35	0	0	35	2.7
Hunter, Wendell	14	0	0	0	0	19	19	1.4
Sanders, B.	2	0	0	0	0	18	18	9.0
McGrath, Mike	11	0	0	0	0	17	17	1.5
Giordano, Matt	13	0	0	0	0	15	15	1.2
Storer, Byron	14	8	7	0	0	0	15	1.1
Briner, Andy	12	0	0	14	0	0	14	1.2
McCleskey, D.	14	0	0	0	13	0	13	0.9
McCurdy, Tag	14	0	0	0	10	0	10	0.7
Wilson, Mark	14	1	0	0	0	0	1	0.1
Torgersen, S.	9	1	0	0	0	0	1	0.1
Robertson, R.	13	-3	0	0	0	0	-3	-0.2
Fredrickson, T.	14	-9	0	0	0	0	-9	-0.6
Team		-21	0	0	0	0	-21	-3.0
Total	14	2356	3705	365	723	219	7368	526.3
Opponents	14	1872	3516	188	1044	85	6705	478.9

DEFENSIVE LEADERS

	GP	UT	AT	Total	TFL	Sacks	Int	BrUp	FR
McCleskey, D.	14	75	27	102	12.0-49	5.5-31	2-0	11	0
Hunter, Wendell	14	61	33	94	12.0-81	7.0-63	1-19	3	2-0
Gutierrez, Ryan	13	67	26	93	5.0-16	0	0	5	0
Giordano, Matt	13	32	18	50	2.5-9	0	1-15	0	1-0
Blay-Mieczah, F.	14	27	19	46	5.0-17	1.0-10	0	1	0
Smith, Harrison	13	37	7	44	0.5-7	0.5-7	0	7	0
Lupoi, Tosh	13	26	11	37	5.0-34	3.0-32	0	1	0
Bethea, James	14	32	4	36	0	0	1-21	4	1-0
Sverchek, Tom	14	20	16	36	6.5-16	1.0-5	0	0	0
Alexander, L.	14	21	12	33	3.5-8	1.0-4	0	3	1-0
Maningo, Joe	10	19	12	31	2.5-17	1.5-12	2-57	2	0
Tremblay, Brian	14	15	16	31	2.5-5	0.5-2	0	1	1-0
Hughes, D.	14	25	5	30	0	0	2-72	1	1-0
Riddle, Ryan	13	20	9	29	7.5-40	6.5-38	0	1	0
Beckham, Josh	14	18	11	29	3.0-8	0.5-6	0	1	0
Ryan Foltz	11	20	9	29	0	0	0	0	0
Slater, Sid	14	13	15	28	2.5-17	1.5-10	2-0	0	0
McGrath, Mike	11	20	6	26	1.0-4	0	2-17	0	0
Parson, Monte	14	13	10	23	7.5-57	4.0-49	0	3	0
Mixon, Tim	5	11	6	17	1.0-1	1.0-1	0	6	1-0
Povio, Brandon	9	7	4	11	1.0-8	1.0-8	0	1	0
O'Keith, Marcus	13	5	1	6	0	0	0	0	1-0
Amajoyi, Obi	8	4	2	6	0	0	0	0	0
Storer, Byron	14	5	0	5	0	0	0	0	0
Fredrickson, T.	14	5	0	5	0	0	0	0	0
Tago, Ray	7	3	1	4	1.0-7	1.0-7	0	0	0
McCurdy, Tag	14	3	0	3	0	0	0	0	0
Mebane, Brandon	7	3	0	3	1.0-9	1.0-9	0	0	0
Hall, Brandon	14	2	0	2	0	0	0	1	0
Cafaro, J.D.	7	1	1	2	0.5-2	0.5-2	0	0	0
Bluntzer, Nolan	12	0	1	1	0	0	0	0	0
Roberts, Cliff	14	1	0	1	0	0	0	0	0
Curran, Matt	6	1	0	1	0	0	0	0	0
Lopoi, Tosh	1	1	0	1	0	0	0	0	0
Wilson, Mark	14	1	0	1	0	0	0	0	0
Briner, Andy	12	1	0	1	0	0	0	0	0
Sanders, B.	2	1	0	1	0	0	1-18	0	0
David Gray	9	1	0	1	0	0	0	0	0
DeBruin, Jaylon	5	1	0	1	0	0	0	0	0
Forrester, Wale	5	0	1	1	0	0	0	0	0
Manderino, C.	14	1	0	1	0	0	0	0	0
Rodgers, Aaron	13	1	0	1	0	0	0	0	0
Echemandu, A.	13	1	0	1	0	0	0	0	0
Team		1	0	1	0	0	0	0	0
Total	14	622	283	905	83-412	38-29614-219	52	9-0	
Opponents	14	653	287	940	78-295	29-147	8-85	48	12-10

2003 INDIVIDUAL GAME HIGHS

RUSHING

Rushing Attempts	34, Adimchinobe Echemandu vs. USC, Sept. 27, 2003
Net Rushing Yards	201, Adimchinobe Echemandu vs. Arizona, Oct. 25, 2003
Long Rush	68, J.J. Arrington vs. Washington, Nov. 15, 2003
Touchdown Rushes	3, Adimchinobe Echemandu vs. Arizona, Oct. 25, 2003

PASSING

Pass Attempts	41, Aaron Rodgers at UCLA, Oct. 18, 2003
Pass Completions	28, Aaron Rodgers at UCLA, Oct. 18, 2003
Passing Yards	394, Aaron Rodgers vs. Virginia Tech, Dec. 26, 2003
Long Pass	79, Aaron Rodgers to Geoff McArthur vs. Washington, Nov. 15, 2003
Touchdown Passes	3, Reggie Robertson vs. Kansas State, Aug. 23, 2003
	3, Reggie Robertson vs. Colorado State, Sept. 6, 2003
	3, Aaron Rodgers at Arizona State, Nov. 1, 2003
	3, Aaron Rodgers vs. Washington, Nov. 15, 2003
	3, Aaron Rodgers at Stanford, Nov. 22, 2003

RECEIVING

Receptions	16*, Geoff McArthur at Stanford, Nov. 22, 2003
Yards Receiving	245, Geoff McArthur at Stanford, Nov. 22, 2003
Long Reception	79, Geoff McArthur vs. Washington, Nov. 15, 2003
Touchdowns Receiving	2, J.J. Arrington vs. Kansas State, Aug. 23, 2003
	2, Geoff McArthur vs. Colorado State, Sept. 6, 2003
	2, Geoff McArthur at Utah, Sept. 11, 2003
	2, Geoff McArthur at Stanford, Nov. 22, 2003

FIELD GOALS

Field Goals	3, Tyler Fredrickson at Arizona State, Nov. 1, 2003
Field Goal Attempts	6, Tyler Fredrickson at UCLA, 2003
Long Field Goal	53, Tyler Fredrickson at Oregon, Nov. 8, 2003

PUNTING

Punts	7, Tyler Fredrickson at Illinois, Sept. 20, 2003
	7, Tyler Fredrickson vs. Oregon State, Oct. 4, 2003
	7, Tyler Fredrickson at Oregon, Nov. 8, 2003
Punt Average	45.0, Tyler Fredrickson at UCLA, Oct. 18, 2003
Long Punt	58, Tyler Fredrickson vs. Arizona, Oct. 25, 2003

PUNT RETURNS

Returns	5, Vincent Strang at Illinois, Sept. 20, 2003
	5, Vincent Strang vs. Washington, Nov. 15, 2003
Return Yards	107, Vincent Strang at Illinois, Sept. 20, 2003
Long Return	68, Vincent Strang at Illinois, Sept. 20, 2003

KICKOFF RETURNS

Returns	6, James Bethea vs. Kansas State, Aug. 23, 2003
Return Yards	141, James Bethea vs. Kansas State, Aug. 23, 2003
Long Return	62, James Bethea vs. Kansas State, Aug. 23, 2003


INTERCEPTIONS

Interceptions	1, 14 times
Return Yards	72, Daymeion Hughes vs. Oregon State, Oct. 4, 2003
Long Return	72, Daymeion Hughes vs. Oregon State, Oct. 4, 2003


TACKLES

Total Tackles	15, Wendell Hunter at Illinois, Sept. 20, 2003
Tackles for Loss	4.0, Donnie McCleskey vs. Southern Miss, Aug. 30, 2003
Sacks	3.0, Ryan Riddle vs. Southern Miss, Aug. 30, 2003
	3.0, Wendell Hunter at Illinois, Sept. 20, 2003


*Cal record



James Bethea



Vincent Strang




Daymeion Hughes

2003 TEAM GAME HIGHS

<i>California</i>	<i>Opponent</i>
First Downs 31 at Stanford, 11/22/03	27, Virginia Tech, 11/26/03
Rushing First Downs 18 vs. Arizona, 10/25/03	14, Utah, 9/11/03
Passing First Downs 17 vs. Kansas State, 8/23/03	21, Illinois, 9/20/03
	17 at Stanford, 11/22/03
	17 vs. Virginia Tech, 11/26/03
First Downs by Penalty 6 vs. Oregon State, 10/4/03	4, Arizona State, 11/1/03
Points 54 vs. Washington, 11/15/03	42, Kansas State, 8/23/03
Rushing Attempts 59 vs. Arizona, 10/25/03	53, Oregon State, 10/4/03
Net Rushing Yards 381 vs. Washington, 11/15/03	330, Kansas State, 8/23/03
Yards per Rush 10.9 vs. Washington, 11/15/03	7.2, Kansas State, 8/23/03
	7.2, Arizona, 10/25/03
Touchdowns Rushing 6 vs. Arizona, 10/25/03	4, Utah, 9/11/03
Pass Attempts 42 vs. Kansas State, 8/23/03	57, Illinois, 9/20/03
	42 at UCLA, 10/18/03
Pass Completions 28 at UCLA, 10/18/03	35, Illinois, 9/20/03
Interceptions 2 vs. Colorado State, 9/6/03	3, USC 9/27/03
	2 vs. USC, 9/27/03
Passing Yards 394 vs. Virginia Tech, 11/26/03	430, Illinois, 9/20/03
Touchdowns 4 vs. Kansas State, 8/23/03	4, Virginia Tech, 11/26/03
Total Plays 85 vs. USC, 9/27/03	92, Illinois, 9/20/03
Total Yards 729 vs. Washington, 11/15/03	551, Virginia Tech, 11/26/03
Yards per Play 10.6 vs. Washington, 11/15/03	8.9, Virginia Tech, 11/26/03
Fumbles 7 at Stanford, 11/22/03	3, Colorado State, 9/6/03
Fumbles Lost 3 at Stanford, 11/22/03	2, Utah, 9/11/03
Penalties 9 vs. Kansas State, 8/23/03	13, Oregon State, 10/4/03
Penalty Yards 86 vs. Kansas State, 8/23/03	151, Oregon State, 10/4/03
Kickoff Returns 7 vs. Kansas State, 8/23/03	7, Washington, 11/15/03
Kickoff Return Yards 158 vs. Kansas State, 8/23/03	156, Virginia Tech, 11/26/03
Punt Returns 5 vs. Southern Miss, 8/30/03	4, Colorado State, 9/6/03
	5 at Illinois, 9/20/03
	4, Oregon, 11/8/03
	5 vs. Washington, 11/15/03
Punt Return Yards 107 at Illinois, 9/20/03	53, Virginia Tech, 11/26/03
Tackles for Loss 12 vs. Southern Miss, 8/30/03	11, USC, 9/27/03
	11, UCLA, 10/18/03
Tackles for Loss Yards 75 at UCLA, 10/18/03	55, Colorado State, 9/6/03
Sacks 7 vs. Southern Miss, 8/30/03	5, UCLA, 10/18/03
Time of Possession 38:26 vs. USC, 9/27/03	35:27, Oregon State, 10/4/03



Adimchinobe Echemandu



Wendell Hunter



Tyler Fredrickson

2003 CAL GAME-BY-GAME STATS

Opponent	Rushing				Receiving				Passing				Kick Returns				Punt Returns				All
	No.	Yds	TD	Lg	No.	Yds	TD	Lg	Att-Cmp-Int	Yds	TD	Lg	No	Yds	TD	Lg	No	Yds	TD	Lg	Purp
vs. Kansas State	27	62	0	13	25	378	4	65	42-25-1	378	4	65	7	158	0	62	0	0	0	0	598
Southern Mississippi	48	260	1	60	11	157	2	36	18-11-0	157	2	36	0	0	0	0	5	97	1	20	529
Colorado State	31	51	0	15	23	248	3	48	35-23-2	248	3	48	4	71	0	22	4	26	0	13	415
at Utah	34	119	1	23	19	246	2	32	32-19-0	246	2	32	0	0	0	0	1	15	0	15	380
at Illinois	32	105	2	11	20	263	1	37	37-20-0	263	1	37	4	94	0	35	5	107	1	68	582
USC	48	143	1	36	27	326	3	27	37-27-2	326	3	27	4	72	0	25	4	36	0	17	592
Oregon State	29	185	2	33	9	52	0	13	34-9-1	52	0	13	5	112	0	53	1	15	0	15	436
at UCLA	35	75	1	13	28	322	1	39	42-28-0	322	1	39	1	8	0	8	3	15	0	7	420
Arizona	59	327	6	49	11	117	0	25	18-11-0	117	0	25	2	28	0	15	3	4	0	5	529
at Arizona State	45	232	3	48	17	307	3	52	23-17-0	307	3	52	3	40	0	20	2	-1	0	0	584
at Oregon	40	106	1	13	15	188	1	36	27-15-1	188	1	36	2	34	0	19	2	7	0	4	335
Washington	35	381	4	68	20	348	3	79	34-20-0	348	3	79	1	20	0	20	5	26	0	10	796
at Stanford	38	174	1	23	26	359	3	44	38-26-1	359	3	44	1	15	0	17	1	4	0	4	552
vs. Virginia Tech	41	136	5	24	27	394	2	42	35-27-0	394	2	42	5	71	0	23	1	14	0	14	615

Opponent	Tackles				Sacks	Fumbles			Int-Yds	Pass		Blkd	Kicks-Extra		Points-		Pts
	Solo	Asst	Total	TFL-Yds	No-Yds	FF	FR-Yds	QBH		Brk	Kick	Att-Mad	Run	Rcv	Saf		
vs. Kansas State	31	40	71	3.0-10	1.0-5	2	0-0	0-0	0	3	0	4-4	0	0	0	28	
Southern Mississippi	49	20	69	12.0-53	7.0-36	0	0-0	1-15	0	2	2	4-4	0	0	0	34	
Colorado State	50	10	60	6.0-17	2.0-11	1	1-0	1-19	0	5	0	3-3	0	0	0	21	
at Utah	22	76	98	3.0-16	0.0-0	1	2-0	0-0	0	3	0	1-1	0	1	0	24	
at Illinois	59	30	89	6.0-46	5.0-40	0	0-0	1-18	0	8	0	4-4	0	0	0	31	
USC	44	2	46	2.0-5	0.0-0	1	1-0	3-15	0	2	1	4-4	0	0	0	34	
Oregon State	67	2	69	8.0-25	1.0-10	0	0-0	1-72	0	2	0	3-3	0	0	0	21	
at UCLA	43	10	53	11.0-72	6.0-65	1	1-0	0-0	0	5	0	0-0	0	1	0	20	
Arizona	42	18	60	1.0-7	1.0-7	0	0-0	2-53	0	3	0	6-6	0	0	0	42	
at Arizona State	38	26	64	6.0-30	5.0-28	1	2-0	2-6	0	4	0	6-6	0	0	0	51	
at Oregon	45	6	51	5.0-18	2.0-11	0	0-0	0-0	2	6	0	2-2	0	0	0	17	
Washington	56	14	70	9.0-66	5.0-50	0	1-0	2-21	0	7	0	6-6	0	0	0	54	
Stanford	41	10	51	3.0-21	1.0-15	0	1-0	1-0	0	1	0	4-4	0	0	0	28	
vs. Virginia Tech	44	10	54	5.0-27	2.0-18	0	0-0	0-0	0	1	0	7-7	0	0	0	52	

Opponent	Punting										Field Goals		
	No	Yds	Avg	Long	Blkd	TB	FC	50+	120		Att-Made	Lg	Blkd
vs. Kansas State	6	204	34.0	43	0	1	1	0	0		0-0	0	0
Southern Mississippi	2	82	41.0	41	0	0	0	0	0		3-2	26	0
Colorado State	6	233	38.8	54	0	1	0	1	2		1-0	0	0
at Utah	1	40	40.0	40	0	0	0	0	0		3-1	21	0
at Illinois	7	255	36.4	51	0	0	1	1	4		1-1	32	0
USC	3	113	37.7	41	0	1	1	0	1		4-2	51	2
Oregon State	7	242	34.6	52	0	0	4	1	3		0-0	0	0
at UCLA	5	225	45.0	52	0	1	1	2	3		6-2	47	2
Arizona	5	212	42.4	58	0	0	0	2	1		0-0	0	0
at Arizona State	4	163	40.8	52	0	0	0	1	2		3-3	47	0
at Oregon	7	301	43.0	52	0	1	0	2	1		1-1	53	0
Washington	3	129	43.0	48	0	0	0	0	0		4-2	20	0
at Stanford	3	127	42.3	45	0	1	1	0	0		3-0	0	1
vs. Virginia Tech	4	159	39.8	48	0	0	0	0	1		1-1	35	0



2003 OPP. GAME-BY-GAME STATS

Opponent	Rushing				Receiving				Passing				Kick Returns				Punt Returns				All
	No.	Yds	TD	Lg	No.	Yds	TD	Lg	Att-Cmp-Int	Yds	TD	Lg	No	Yds	TD	Lg	No	Yds	TD	Lg	Purp
vs. Kansas State	46	330	2	53	9	205	3	52	18-9-0	205	3	52	2	55	0	27	1	3	0	3	598
Southern Mississippi	36	65	0	15	20	212	0	45	34-20-1	212	0	45	6	159	0	44	1	3	0	3	439
Colorado State	39	131	0	21	15	317	2	85	24-15-1	317	2	85	2	28	0	15	4	20	0	15	496
at Utah	48	200	4	29	18	136	0	21	28-18-0	136	0	21	1	12	0	12	1	11	0	11	359
at Illinois	35	66	0	15	35	430	3	72	57-35-1	430	3	72	3	88	0	43	1	7	0	7	591
USC	24	99	1	20	21	277	2	33	39- 21-3	277	2	33	3	51	0	24	1	5	0	5	458
Oregon State	53	269	3	66	18	224	2	34	27-18-1	224	2	34	2	16	0	13	3	4	0	4	535
at UCLA	39	55	0	15	9	173	2	40	20-9-0	173	2	40	2	33	0	20	2	-3	0	4	258
Arizona	28	201	1	49	18	201	1	21	34-18-2	201	1	21	4	68	0	21	3	20	0	12	490
at Arizona State	36	98	1	19	17	253	2	32	36-17-2	253	2	32	5	86	0	34	2	9	0	9	446
at Oregon	27	94	1	26	17	224	2	32	34-17-0	224	2	32	4	112	0	35	4	44	0	17	496
Washington	33	34	1	29	25	259	0	30	47-25-2	259	0	30	7	115	0	23	3	12	0	6	420
Stanford	30	77	0	36	16	207	2	30	35-16-1	207	2	30	3	59	0	32	1	0	0	0	353
vs. Virginia Tech	26	153	2	43	24	398	4	53	36-24-0	398	4	53	5	156	0	55	3	53	1	52	760

Opponent	Tackles				Sacks	Fumbles			Int-Yds	Pass		Blkd	Kicks-Extra		Points			Pts
	Solo	Asst	Total	TFL-Yds	No-Yds	FF	FR-Yds	QBH		Brk	Kick	Att-Mad	Run	Rev	Saf			
vs. Kansas State	36	32	68	4.0-29	4.0-29	0	0-0	1-5	0	2	0	4-4	1	0	0	42		
Southern Mississippi	48	12	60	5.0-11	2.0-5	0	1-0	0-0	0	3	0	0-0	0	0	1	2		
Colorado State	52	12	64	7.0-28	4.0-23	1	0-0	2-0	0	6	0	2-2	0	0	0	23		
at Utah	22	42	64	4.0-15	1.0-4	2	2-10	0-0	0	2	0	4-4	0	0	0	31		
at Illinois	44	33	77	2.0-11	2.0-6	1	1-0	0-0	0	8	0	3-3	0	0	0	24		
USC	67	16	83	10.0-28	2.0-11	0	2-0	2-26	0	5	2	4-4	0	0	0	31		
Oregon State	37	8	45	3.0-10	0.0-0	1	1-0	1-22	0	7	0	5-5	0	0	0	35		
at UCLA	51	22	73	11.0-50	5.0-28	0	0-0	0-0	0	2	2	2-2	0	0	0	23		
Arizona	60	8	68	4.0-12	2.0-7	0	0-0	0-0	0	3	0	2-2	0	0	0	14		
at Arizona State	50	14	64	6.0-20	1.0-3	0	1-0	0-0	0	2	0	3-2	0	0	0	23		
at Oregon	56	17	73	7.0-29	2.0-12	0	0-0	1-22	1	1	0	3-3	0	0	0	21		
Washington	49	8	57	3.0-9	0.0-0	0	0-0	0-0	0	3	0	1-1	0	0	0	7		
at Stanford	42	30	72	5.0-15	2.0-5	6	3-0	1-10	0	3	1	1-1	0	0	0	16		
vs. Virginia Tech	50	22	72	6.0-26	2.0-11	1	0-0	0-0	0	1	0	7-7	0	0	0	49		

Opponent	Punting										Field Goals		
	No	Yds	Avg	Long	Blkd	TB	FC	50+	120		Att-Made	Lg	Blkd
vs. Kansas State	5	170	34.0	43	0	0	1	0	3		2-2	37	0
Southern Mississippi	8	267	33.4	65	2	1	1	1	2		0-0	0	0
Colorado State	6	223	37.2	48	0	0	1	0	3		3-3	48	0
at Utah	4	127	31.8	43	0	0	1	0	0		1-1	35	0
at Illinois	6	285	47.5	54	0	0	0	3	1		2-1	34	0
USC	5	202	40.4	57	1	0	0	3	2		2-1	33	0
Oregon State	7	293	41.9	50	0	3	2	1	2		0-0	0	0
at UCLA	7	319	45.6	58	0	2	1	2	0		1-1	41	0
Arizona	6	252	42.0	56	0	1	0	1	1		2-0	0	0
at Arizona State	4	186	46.5	53	0	1	1	1	0		1-1	31	0
at Oregon	7	252	36.0	52	0	0	2	1	2		1-0	0	0
Washington	9	409	45.4	57	0	0	1	2	4		0-0	0	0
at Stanford	8	348	43.5	65	0	3	1	2	3		2-1	22	0
vs. Virginia Tech	2	82	41.0	54	0	0	0	1	0		3-0	0	0

Cal®

2003 GAME-BY-GAME COMPARISON

Opponent	Score	First	Rushing	Passing		Total Offense		Return	Penalty	Turn-
		Downs	Number-Yards	Attempts-Comp-Int	Yards	Plays	Yards	Yards	Yards	Overs
vs. Kansas State	28-42	24/20	27-62 / 46-330	42-25-1 / 18-9-0	378/205	69/64	440/535	158/63	86/96	1/0
Southern Mississippi	34-2	21/16	48-260 / 36-65	18-11-0 / 34-20-1	157/212	66/70	417/277	112/162	30/39	1/1
Colorado State	21-23	19/17	31-51 / 39-131	35-23-2 / 24-15-1	248/317	66/63	299/448	116/48	25/86	2/2
at Utah	24-31	19/21	34-119 / 48-200	32-19-0 / 28-18-0	246/136	66/76	365/336	15/33	10/52	3/2
at Illinois	31-24	22/26	32-105 / 35-66	37-20-0 / 57-35-1	263/430	69/92	368/496	219/98	26/40	1/1
USC	34-31	24/18	48-143 / 24-99	37-27-2 / 39-21-3	326/277	85/63	469/376	123/82	60/73	4/4
Oregon State	21-35	19/24	29-185 / 53-269	34-9-1 / 27-18-1	52/224	63/80	237/493	199/42	70/151	2/1
at UCLA	20-23	22/16	35-75 / 39-55	42-28-0 / 20-9-0	322/173	77/59	397/228	23/30	55/45	0/1
Arizona	42-14	25/19	59-327 / 28-201	18-11-0 / 34-18-2	117/201	77/62	444/402	85/88	47/74	0/2
at Arizona State	51-23	24/24	45-232 / 36-98	23-17-0 / 36-17-2	307/253	68/72	539/351	45/95	70/70	1/4
at Oregon	17-21	17/16	40-106 / 27-94	27-15-1 / 34-17-0	188/224	67/61	294/318	41/178	45/66	1/0
Washington	54-7	27/22	35-381 / 33-34	34-20-0 / 47-25-2	348/259	69/80	729/293	67/127	59/32	0/3
at Stanford	28-16	31/14	38-174 / 30-77	38-26-1 / 35-16-1	359/207	76/65	533/284	19/69	43/45	4/2
vs. Virginia Tech	52-49	27/27	41-136 / 26-153	35-27-0 / 36-24-0	394/398	76/62	530/551	85/209	25/40	0/0

Note: Game totals are displayed in the format TEAM / OPPONENT for each category

Opponent	3rd Down	4th Down	Time of	TOP	Avg	Avg	Avg	Punting
	Conversions	Conversions	Possession	Margin	Yds / Rush	Yds / Pass	Yds / Play	Number-Avg
vs. Kansas State	4-13 / 3-10	0-1 / 0-0	28:40/31:20	-2:40	2.3/7.2	9.0/11.4	6.4/8.4	6-34.0 / 5-34.0
Southern Mississippi	5-12 / 3-15	0-2 / 0-3	30:14/29:46	0:28	5.4/1.8	8.7/6.2	6.3/4.0	2-41.0 / 8-33.4
Colorado State	6-14 / 4-15	0-0 / 1-1	29:58/30:02	0:04	1.6/3.4	7.1/13.2	4.5/7.1	6-38.8 / 6-37.2
at Utah	4-13 / 7-16	1-2 / 2-2	26:08/33:52	-7:44	3.5/4.2	7.7/4.9	5.5/4.4	1-40.0 / 4-31.8
at Illinois	5-13 / 13-23	0-0 / 1-2	26:40/33:20	-6:40	3.3/1.9	7.1/8.1	5.3/5.4	7-36.4 / 6-47.5
USC	11-18 / 3-12	0-0 / 1-1	38:26/21:34	16:52	3.0/4.1	8.8/7.1	5.5/6.0	3-37.7 / 5-40.4
Oregon State	2-14 / 6-14	2-4 / 0-0	24:33/35:27	-10:54	6.4/5.1	1.5/8.3	3.8/6.2	7-34.6 / 7-41.9
at UCLA	4-16 / 7-16	1-1 / 0-0	35:54/24:06	11:48	2.1/1.4	7.7/8.6	5.2/3.9	5-45.0 / 7-45.6
Arizona	10-16 / 2-11	1-1 / 0-0	35:48/24:12	11:36	5.5/7.2	6.5/5.9	5.8/6.5	5-42.4 / 6-42.0
at Arizona State	5-12 / 5-14	0-0 / 0-1	32:03/27:57	4:06	5.2/2.7	13.3/7.0	7.9/4.9	4-40.8 / 4-46.5
at Oregon	6-15 / 4-13	0-0 / 1-1	37:40/22:20	15:20	2.7/3.5	7.0/6.6	4.4/5.2	7-43.0 / 7-36.0
Washington	5-12 / 2-14	0-0 / 1-2	27:46/32:14	-4:28	10.9/1.0	10.2/5.5	10.6/3.7	3-43.0 / 9-45.4
at Stanford	2-10 / 4-16	1-2 / 0-1	34:04/25:56	8:08	4.6/2.6	9.4/5.9	7.0/4.4	3-42.3 / 8-43.5
vs. Virginia Tech	13-17 / 8-12	0-0 / 0-0	37:15/22:45	14:30	3.3/5.9	11.3/11.1	7.0/8.9	4-39.8 / 2-41.0

Note: Game totals are displayed in the format TEAM / OPPONENT for each category



Burl Toler



Ryan Gutierrez



Tom Sverchek

2003 INDIV. GAME-BY-GAME STATS

RUSHING

<i>(Att-Yds-TD)</i>	<i>Arrington</i>	<i>Echemandu</i>	<i>Manderino</i>	<i>O'Keith</i>	<i>Robertson</i>	<i>Rodgers</i>
vs. Kansas State	4-10-0	4-18-0	1-2-0	7-32-0	5-(-5)-0	4-(-4)-0
Southern Mississippi	16-114-0	17-127-1	1-5-0	DNP	6-11-0	1-(-1)-0
Colorado State	8-25-0	13-50-0	1-1-0	DNP	8-3-0	DNP
at Utah	5-17-0	16-80-1	0-0-0	2-9-0	2-(-6)-0	8-28-0
at Illinois	10-21-1	16-70-1	0-0-0	1-0-0	0-0-0	5-8-0
USC	0-0-0	34-147-0	0-0-0	2-(-1)-0	2-(-7)-0	8-1-1
Oregon State	DNP	19-146-2	1-0-0	2-10-0	0-0-0	6-34-0
at UCLA	2-(-2)-0	15-42-0	0-0-0	2-14-0	0-0-0	16-21-1
Arizona	11-92-2	30-201-3	1-4-0	6-28-0	2-1-1	5-(-2)-0
at Arizona State	7-52-1	21-128-2	1-4-0	6-25-0	0-0-0	4-12-0
at Oregon	5-18-0	24-65-1	1-7-0	0-0-0	0-0-0	9-26-0
Washington	14-185-1	INJ	2-20-0	12-103-1	0-0-0	3-2-1
at Stanford	14-32-0	16-87-1	1-0-0	0-0-0	0-0-0	7-55-0
vs. Virginia Tech	11-37-0	13-34-1	3-11-1	0-0-0	0-0-0	10-30-2

PASSING

<i>(Att-Comp-Int-Yds-TD)</i>	<i>Robertson</i>	<i>Rodgers</i>	<i>Schwartz</i>
vs. Kansas State	29-16-1-257-3	13-9-0-121-1	DNP
Southern Mississippi	14-9-0-142-2	4-2-0-15-0	DNP
Colorado State	35-23-2-248-3	DNP	DNP
at Utah	7-4-0-22-0	25-15-0-224-2	DNP
at Illinois	0-0-0-0-0	37-20-0-263-1	DNP
USC	12-9-0-109-1	25-18-2-217-2	DNP
Oregon State	0-0-0-0-0	34-9-1-52-0	DNP
at UCLA	0-0-0-0-0	41-28-0-322-1	DNP
Arizona	1-1-0-19-0	16-9-0-91-0	1-1-0-5-0
at Arizona State	0-0-0-0-0	22-17-0-307-3	DNP
at Oregon	0-0-0-0-0	27-15-1-188-1	DNP
Washington	1-0-0-0-0	33-20-0-348-3	DNP
at Stanford	0-0-0-0-0	37-26-1-359-3	DNP
vs. Virginia Tech	0-0-0-0-0	35-27-0-394-2	DNP

RECEIVING

<i>(Rec-Yds-TD)</i>	<i>Arrington</i>	<i>Cross</i>	<i>Hall</i>	<i>Makonnen</i>	<i>Manderino</i>	<i>McArthur</i>	<i>Strang</i>	<i>Toler</i>
vs. Kansas State	2-29-2	0-0-0	0-0-0	3-37-0	2-23-0	8-169-1	3-62-1	3-30-0
Southern Mississippi	0-0-0	1-30-1	3-17-1	INJ	0-0-0	5-92-0	1-5-0	1-13-0
Colorado State	2-0-0	0-0-0	1-10-0	INJ	2-12-0	4-79-2	5-63-1	5-48-0
at Utah	4-18-0	0-0-0	0-0-0	INJ	1-8-0	8-130-0	0-0-0	3-75-0
at Illinois	0-0-0	1-0-0	1-5-0	4-68-0	0-0-0	10-155-1	1-7-0	3-28-0
USC	1-3-0	7-41-1	0-0-0	7-104-1	1-5-0	5-57-0	0-0-0	4-81-1
Oregon State	DNP	1-0-0	0-0-0	INJ	0-0-0	1-13-0	3-25-0	2-7-0
at UCLA	0-0-0	0-0-0	0-0-0	INJ	1-15-0	9-128-0	1-9-0	7-104-1
Arizona	1-2-0	1-14-0	0-0-0	INJ	0-0-0	4-54-0	0-0-0	4-42-0
at Arizona State	3-39-0	2-29-0	3-17-0	INJ	1-9-0	4-160-1	1-8-1	3-45-1
at Oregon	0-0-0	3-59-1	2-21-0	INJ	1-4-0	5-42-0	0-0-0	2-24-0
Washington	1-30-0	INJ	2-19-1	INJ	1-4-0	6-180-1	1-12-1	4-24-0
at Stanford	2-19-0	INJ	0-0-0	INJ	0-0-0	16-245-2	1-14-1	1-4-0
vs. Virginia Tech	5-38-1	INJ	3-62-0	INJ	3-23-0	INJ	0-0-0	6-84-0

TACKLES

<i>(UA-AT-TT-TFL-Sack)</i>	<i>Alexander</i>	<i>Blay-Miezah</i>	<i>Gutierrez</i>	<i>Hunter</i>	<i>Maningo</i>	<i>McCleskey</i>	<i>Sverchek</i>	<i>Tremblay</i>
vs. Kansas State	0-2-2-0-0	4-3-7-0-0	0-0-0-0-0	3-2-5-0-0	0-3-3-0-0	3-3-6-.5-1	2-3-5-.5-0	1-7-8-0-0
Southern Mississippi	1-1-2-0-0	1-1-2-0-0	DNP	1-4-5-1-1	1-1-2-1-0	10-4-14-4-2	0-1-1-0-0	3-0-3-0-0
Colorado State	3-2-5-1-0	3-0-3-0-0	4-1-5-.5-0	4-1-5-0-0	INJ	8-1-9-3-2	0-0-0-0-0	3-2-5-1-0
at Utah	1-5-6-0-0	1-6-7-0-0	0-4-4-.5-0	1-9-10-0-0	INJ	7-6-13-1-0	1-8-9-1-0	0-3-3-0-0
at Illinois	4-0-4-1-0	2-2-4-0-0	3-6-9-1-0	9-6-15-3-3	INJ	8-4-12-1-1	1-1-2-1-0	3-0-3-0-0
USC	2-0-2-0-0	1-0-1-0-0	2-1-3-0-0	6-1-7-0-0	INJ	5-0-5-0-0	2-0-2-0-0	1-0-1-0-0
Oregon State	2-0-2-1-0	3-0-3-1-1	12-1-13-2-5-0	8-0-8-1-0	2-0-2-0-0	2-0-2-1-0	3-1-4-2-0	0-0-0-0-0
at UCLA	2-0-2-0-0	2-1-3-1-0	4-1-5-0-0	3-2-5-0-0	1-1-2-1-1	8-2-10-1-0	3-0-3-2-1	3-0-3-1-0
Arizona	2-0-2-0-0	3-0-3-0-0	10-3-13-0-0	3-0-3-0-0	2-1-3-0-0	4-2-6-0-0	2-0-2-0-0	0-1-1-0-0
at Arizona State	1-1-2-0-0	0-1-1-.5-0	4-4-8-.5-0	3-1-4-1-1	1-2-3-.5-.5	6-2-8-0-0	2-1-3-0-0	2-1-3-.5-.5
at Oregon	1-0-1-1-1	3-0-3-1-0	3-0-3-0-0	7-2-9-0-0	4-0-4-0-0	7-0-7-1-0	1-0-1-0-0	1-1-2-0-0
Washington	2-0-2-0-0	2-1-3-0-0	7-3-10-0-0	7-1-8-3-2	2-2-4-0-0	4-1-5-0-0	1-0-1-1-0	0-0-0-0-0
at Stanford	0-0-0-0-0	1-1-2-1-0	7-1-8-0-0	3-2-5-1-0	4-1-5-0-0	1-1-2-0-0	3-0-3-0-0	0-0-0-0-0
vs. Virginia Tech	1-0-1-0-0	2-2-4-1-0	11-1-12-0-0	4-1-5-2-0	2-1-3-0-0	2-1-3-0-0	0-0-0-0-0	0-0-0-0-0

2003 STARTERS/RED ZONE STATS

2003 GAME-BY-GAME STARTERS

OFFENSE

Opponent	WR	LT	LG	C	RG	RT	TE	WR	QB	FB	TB
vs. Kansas St.	McArthur	Wilson	Giesel	Bluntzer	Hays	C. Murphy	Hall	Toler	Robertson	Cross (TE)	O'Keith
Southern Miss	McArthur	Wilson	Giesel	Bluntzer	Hays	C. Murphy	Hall	Cross (TE)	Robertson	Manderino	Echemandu
Colorado State	McArthur	Wilson	Giesel	Bluntzer	Hays	C. Murphy	Hall	Toler	Robertson	Cross (TE)	Echemandu
at Utah	McArthur	Wilson	Giesel	Bluntzer	O'Callaghan	C. Murphy	Hall	Toler	Robertson	Manderino	Arrington
at Illinois	McArthur	Wilson	Giesel	Bluntzer	O'Callaghan	C. Murphy	Hall	Makonnen	Rodgers	Cross (TE)	Echemandu
USC	McArthur	Wilson	Giesel	Bluntzer	O'Callaghan	C. Murphy	Hall	Makonnen	Rodgers	Manderino	Echemandu
Oregon State	McArthur	Wilson	Merz	Bluntzer	O'Callaghan	C. Murphy	Hall	Toler	Rodgers	Cross (TE)	Echemandu
at UCLA	McArthur	Wilson	Merz	Bluntzer	O'Callaghan	C. Murphy	Hall	Toler	Rodgers	Manderino	Echemandu
Arizona	McArthur	Wilson	Giesel	Bluntzer	O'Callaghan	C. Murphy	Hall	Toler	Rodgers	Gray (WR)	Echemandu
at Arizona State	McArthur	Wilson	Giesel	Philip	O'Callaghan	C. Murphy	Hall	Toler	Rodgers	Manderino	Echemandu
at Oregon	McArthur	Wilson	Merz	Philip	O'Callaghan	C. Murphy	Hall	Toler	Rodgers	Manderino	Echemandu
Washington	McArthur	Wilson	Merz	Philip	O'Callaghan	C. Murphy	Hall	Rust (TE)	Rodgers	Manderino	Arrington
at Stanford	McArthur	Wilson	Merz	Philip	O'Callaghan	C. Murphy	Hall	Toler	Rodgers	Rust (TE)	Echemandu
vs. Virginia Tech	Lyman	Wilson	Merz	Philip	O'Callaghan	C. Murphy	Hall	Toler	Rodgers	Rust (TE)	Echemandu

DEFENSE

Opponent	DE	DT	DT	DE	OLB	MLB	OLB	CB	ROV	FS	CB
vs. Kansas St.	Parson	Sverchek	Beckham	Alexander	Hunter	Tremblay	Blay-Miezah	H. Smith	McCleskey	Giordano	Mixon
Southern Miss	Parson	Alexander	Beckham	Lupoi	Hunter	Tremblay	Blay-Miezah	H. Smith	McCleskey	Giordano	Mixon
Colorado State	Parson	Alexander	Beckham	Lupoi	Hunter	Tremblay	Blay-Miezah	H. Smith	McCleskey	Giordano	Mixon
at Utah	Parson	Alexander	Beckham	Lupoi	Hunter	Tremblay	Blay-Miezah	H. Smith	McCleskey	Giordano	Mixon
at Illinois	Parson	Alexander	Beckham	Riddle	Hunter	Slater	Blay-Miezah	H. Smith	McCleskey	Gutierrez	Bethea
USC	Lupoi	Alexander	Beckham	Riddle	Hunter	Slater	Blay-Miezah	H. Smith	McCleskey	Gutierrez	Hughes
Oregon State	Lupoi	Alexander	Beckham	Sverchek	Hunter	Slater	Blay-Miezah	H. Smith	McCleskey	Gutierrez	Hughes
at UCLA	Lupoi	Alexander	Beckham	Riddle	Hunter	Maningo	Tremblay	Bethea	McCleskey	Gutierrez	Hughes
Arizona	Lupoi	Alexander	Beckham	Parson	Hunter	Maningo	Blay-Miezah	H. Smith	McCleskey	Gutierrez	Bethea
at Arizona State	Alexander	Sverchek	Beckham	Parson	Hunter	Maningo	Blay-Miezah	H. Smith	McCleskey	Gutierrez	Bethea
at Oregon	Lupoi	Alexander	Beckham	Parson	Hunter	Maningo	Blay-Miezah	H. Smith	McCleskey	Gutierrez	Bethea
Washington	Lupoi	Alexander	Beckham	Parson	Hunter	Maningo	Blay-Miezah	Hughes	McCleskey	Gutierrez	Bethea
at Stanford	Lupoi	Alexander	Beckham	Sverchek	Hunter	Maningo	Blay-Miezah	Hughes	McCleskey	Gutierrez	H. Smith
vs. Virginia Tech	Lupoi	Alexander	Beckham	Parson	Hunter	Maningo	Blay-Miezah	Hughes	McCleskey	Gutierrez	Bethea

2003 RED ZONE STATISTICS

Cal Offense (inside opponent 20-yard-line)

Opponent	Score	Inside 20	Scored	Points	TD	Rush TD	Pass TD	FGM	FGA	Downs	Int	Fum	Half	Game
vs. Kansas St.	28-42	2	1	7	1	0	1	0	0	1	0	0	0	0
Southern Miss	34-2	4	3	13	1	0	1	2	0	1	0	0	0	0
Colorado State	21-23	3	2	14	2	0	2	0	1	0	0	0	0	0
at Utah	24-31	3	2	9	1	1	0	1	1	0	0	0	0	0
at Illinois	31-24	5	4	24	3	2	1	1	0	0	0	1	0	0
USC	34-31	5	3	17	2	1	1	1	1	0	1	0	0	0
Oregon State	21-35	2	2	14	2	2	0	0	0	0	0	0	0	0
at UCLA	20-23	3	2	9	1	1	0	1	1	0	0	0	0	0
Arizona	42-14	4	4	28	4	4	0	0	0	0	0	0	0	0
at Arizona State	51-23	6	6	34	4	2	2	2	0	0	0	0	0	0
at Oregon	17-21	2	2	14	2	1	1	0	0	0	0	0	0	0
Washington	54-7	6	6	33	4	2	2	2	0	0	0	0	0	0
at Stanford	28-16	3	2	14	2	1	1	0	1	0	0	0	0	0
vs. Virginia Tech	52-49	7	7	45	6	5	1	1	0	0	0	0	0	0
Totals		55	46	275	35	22	13	11	5	2	1	1	0	0

Cal Defense (inside opponent 20-yard-line)

Opponent	Score	Inside 20	Scored	Points	TD	Rush TD	Pass TD	FGM	FGA	Downs	Int	Fum	Half	Game
vs. Kansas St.	28-42	5	5	28	3	2	1	2	0	0	0	0	0	0
Southern Miss	34-2	1	0	0	0	0	0	0	0	1	0	0	0	0
Colorado State	21-23	3	3	13	1	0	1	2	0	0	0	0	0	0
at Utah	24-31	6	5	31	4	4	0	1	0	0	0	1	0	0
at Illinois	31-24	4	2	10	1	0	1	1	0	1	0	0	1	0
USC	34-31	4	3	17	2	1	1	1	0	0	0	0	1	0
Oregon State	21-35	6	5	35	5	3	2	0	0	0	0	0	1	0
at UCLA	20-23	0	0	0	0	0	0	0	0	0	0	0	0	0
Arizona	42-14	3	1	7	1	0	1	0	1	0	1	0	0	0
at Arizona State	51-23	6	4	23	3	1	2	1	0	1	1	0	0	0
at Oregon	17-21	2	2	14	2	1	1	0	0	0	0	0	0	0
Washington	54-7	3	1	7	1	1	0	0	0	1	1	0	0	0
at Stanford	28-16	3	1	3	0	0	0	1	1	0	0	1	0	0
vs. Virginia Tech	52-49	4	3	21	3	2	1	0	1	0	0	0	0	0
Totals		50	35	209	26	15	11	9	3	4	3	2	3	0

KEY 2003 SENIOR BIOGRAPHIES



JOSH BECKHAM

DT 6-2 270
YUCCA VALLEY, CA (YUCCA VALLEY HS)

A high intensity player who started 39 games during his four seasons in Berkeley ... as one of the Bears' inside forces, he bagged 29 tackles (including 18 solos) and forced one fumble during his solid senior campaign....his forced fumble came in the 2003 season opener against then nationally No. 7 ranked Kansas State in the BCA Classic at Kansas City's Arrowhead Stadium on national TV....his best tackle day came in Cal's 34-2 rout of Southern Mississippi in Week 2 when he made four stops.... also notched three tackles against Virginia Tech in Cal's 52-49 win at the 2003 Insight Bowl...played through injuries to earn the Joe Roth Award, an honor given to the player demonstrating the most courage, best attitude and sportsmanship....provided critical senior leadership and stability to Bears' defense ... served as Cal's short snapper on field goal and extra point attempts the past three years ... **2002** ... as a part-time starter at tackle, he piled up 18 tackles (11 solo), 4.5 tackles for losses of 21 yards and forced one fumble ... swarmed inside for three sacks, tied for fifth on the team ... played in all 12 contests, starting in six of them (Games 2-7) ... top tackle games came on the road at Michigan State and USC, garnering four stops in both tilts ... produced one sack in both the Washington and Stanford games ... also forced a fumble, broke up a pass and recorded two tackles in the 34-13 victory over New Mexico State ... **2001** ... 13 of his 27 tackles occurred in final three games of campaign, including a sterling effort against USC Nov. 10 when he bagged a team-high eight tackles and forced a fumble ... also managed three stops and one sack at Rutgers in the season finale ... early in the season, recorded two tackles for loss vs. BYU ... **2000** ... played in all 11 games for the Bears and moved into the lineup after season opener to start last 10 games as redshirt-freshman ... finished with at least three tackles seven times, including a high of five tackles (4 unassisted) at Arizona State ... had five tackles for loss and a pair of sacks on the year ... **1999** ... redshirted while rehabilitating a back injury in 1999.



Josh Beckham

BECKHAM'S CAREER STATISTICS

Year	UT	AT	TT	Loss	Sacks	Int	FR
2000	18	8	26	5-13	2-8	0	0
2001	19	8	27	6-12	1-7	0	0
2002	11	7	18	4.5-21	3-18	0	0
2003	18	11	29	3.0-8	0.5-6	0	0
Totals	66	34	100	18.5-54	6.5-39	0	0

afternoon....his forced fumble came in the season opener against then nationally No. 7 ranked Kansas State....his fumble recovery resulted off a blocked punt against Southern Miss, with Bethea scooping up the loose ball and jetting 20 yards for a second-quarter touchdown in an eventual 34-2 Bear waltz....his paramount effort of 2003 may have occurred in Tempe Nov. 1, when he rattled off a season-high seven tackles and broke up one pass in his club's 51-23 win over Arizona State....also was the Bears' second-leading tackler in the Insight Bowl, reeling off six stops against Virginia Tech...served as Cal's primary kickoff return specialist last season, ranking sixth in the Pac-10 with a 18.9-yard average....he uncorked a 62-yard return against Kansas State, which held up all year as his career longest, while he also enjoyed big days against Oregon State (5 returns for 112 yards, including a 53-yarder) and Illinois (3 for 81, including a 35-yarder)....given the Dink Artal Award as the player most exhibiting the Cal Spirit, an award presented at the Nov. 23 team banquet ... started 22 games during his last three seasons ... **2002** ... tied for sixth in the Pac-10 with four interceptions (0.33 per game), including a brilliant two-pick effort in Cal's 46-22 upset at Michigan State Sept. 14 ... only Washington State's Will Derting had more interceptions (three) in a game among Pac-10 players last season ... was second to Jemeel Powell (five) on the team in interceptions ... returned his four picks a total of 48 yards ... also tied for seventh on '02 club in tackles with 42, including 35 solo stops ... played in all 12 games, starting in seven ... perhaps the crowning moment of his season came against Arizona Nov. 16 when he scooped up a blocked field goal attempt and raced 60 yards for a touchdown ... his best overall performance occurred at Michigan State, with his two interceptions and a season-high seven tackles, plus two passes broken up ... his other interceptions came at home against Baylor (returned 32 yards) and UCLA (13 yards) ... enjoyed his finest season as a kick returner, averaging 22.9 yards per return (9 for 206) as backup to Pac-10 leader, LaShaun Ward (28.9) ... returned four kicks for 105 yards in the Baylor opener, including a season-high 49-yarder ... **2001** ... finished the season with 39 total tackles, including 30 unassisted stops ... started eight games at the corner ... did not record an interception, but did break up five passes ... came through with eight tackles vs. both USC and Oregon ... also had four stops in the finale at Rutgers ... returned three kickoffs for 56 yards, including a 27-yarder, in the opener vs. Illinois ... **2000** ... finished the season with 14 total tackles ... recovered a fumbled punt return vs. Washington State to set up a first quarter Cal touchdown ... had a season-best four tackles (3 unassisted) at Arizona State ... averaged 18.8 yards on 17 kickoff returns ... first return of his career was a 50-yarder on the opening kickoff at Fresno State ... also had 26-yard returns at Arizona State and vs. Oregon State.

BETHEA'S CAREER STATISTICS

Year	UT	AT	TT	Loss	Sacks	Int	BR
2000	12	2	14	0-0	0-0	0	0
2001	30	9	39	1-1	0-0	0	5
2002	35	7	42	0-0	0-0	4	1
2003	26	4	30	0-0	0-0	1	4
Totals	103	22	125	1-1	0-0	5	10

Year	KR	Yds	Avg	TD	Long
2000	17	319	18.8	0	50
2001	3	56	18.7	0	27
2002	9	206	22.9	0	49
2003	31	612	19.7	0	62
Totals	60	1193	19.9	0	62



JAMES BETHEA

CB 6-0 190
RESEDA, CA (CLEVELAND HS)


As the Bears' lone senior in the secondary, he started seven games at cornerback last season, including the five of the last six games down the stretch.... piled up 36 tackles (including 32 unassisted) and broke up four passes....also forced one fumble and recovered another....his lone interception of the season—the fifth of his Cal career—came against Washington Nov. 15 when he picked off a Cody Pickett pass and raced 21 yards to the Husky 31-yard line to set up one of seven touchdowns by Cal that



ADIMCHINOBE ECHEMANDU

TB 6-0 225
HAWTHORNE, CA (HAWTHORNE HS)

One of great comeback stories in college football last year, having returned from two seasons of inactivity to become the Pac-10's second-leading rusher and the eighth player in Cal history to rush for more than 1,000 yards in a season....selected by the Cleveland Browns in the seventh round of the 2004 NFL Draft....named to the All-Pac-10 first team, he blazed to 1,195 yards and 13 touchdowns on 238 carries last year, averaging a robust 5.0 yards per attempt in 14 game appearances....averaged 116.6 rushing yards per contest over his final seven regular-season games, dating back to the Pac-10 opener vs. USC (he missed the Washington game Nov. 15 due to a right ankle sprain)....his 1,195 yards ranked second on Cal's all-time single season rushing list, trailing only Chuck Muncie (1,460 in 1975)....earned Pac-10 Offensive Player of the Week awards for his brilliant performances against Southern Mississippi (127 yards on 17 carries) and USC (147 yards on 34 carries)....reeled off five 100-yard games, the third-most in school history for one season....his 147 yards in Cal's upset of then nationally No. 3 ranked USC (34-31 in 3 overtimes) marked the first time an opposing player had rushed for 100 yards against the Trojan defense in 17 consecutive games....became only the tenth player in school history to rush for 200 yards in a game when he rumbled for 201 and three touchdowns on 30 carries against visiting Arizona Oct. 25....Averaged 91.9 rushing yards per game to rank second behind Oregon State's Steve Jackson in the Pac-10....his 13 rushing touchdowns were the second-most in school history, only one shy of the school record for a single season (14 by both Russell White and Lindsey Chapman)....averaged 103.9 rushing yards per game over his last 11 regular-season games after seeing limited action in the Kansas State opener (18 yards, 4 atts.) due to a knee injury....his 60-yard touchdown scamper against Southern Miss this year was the longest run from scrimmage by a Cal back since the 2000 season (Joe Igber, 80 yards at Arizona State)....however, that 60-yarder was topped by a 68-yard dash by backup tailback J.J. Arrington in the Washington game....along with Aaron Rodgers, served as one of two offensive team captains last year....invited to participate in the prestigious East-West Shrine All-Star Game but did not play due to injury....was named Cal's Most Valuable Back at the Nov. 23 team banquet....returned from a severe knee injury to claim the No. 1 tailback spot after spring drills ... underwent surgery to repair a torn ACL and lateral meniscus in the spring of '01 ... was a bitter pill for him to swallow, considering he had missed the entire 2001 season due academic ineligibility, and more significantly, had apparently worked his way into a possible starting tailback job with an impressive spring showing ... gained more than 25 pounds since arriving at Cal without any loss in speed ... clocked at 4.3 in the 40-yard dash during August training camp....a slasher with strong legs who can break tackles ... also an adept kick returner who ranked third in the Pac-10 as sophomore in 2000 with an average of 23.5 ypr ... however, was not utilized on kickoffs last fall....sprinted on the Cal track team as a freshman in 2000, with bests of 10.93 in the 100 meters and 21.97 in the 200 ... went by name of Joe Echema his first three years at Cal ... **2002** ... did not play ... **2001** ...



*Adimchinobe
Echemandu*

redshirted due to academic ineligibility ... **2000** ... finished the season third on the team in rushing with 215 yards on 58 carries ... led the Bears at Fresno State with 72 yards on 14 rushes ... had a career-long 18-yard carry at Fresno State ... also had 72 yards (career-high 18 carries) the next week vs. Washington State ... began returning kicks for the Bears against Washington State, finishing that game with 3 returns for 90 yards, including a 53-yarder ... also had a 39-yard KO return at Washington and a 47-yarder vs. Stanford ... **1999** ... saw a significant amount of action as a true freshman ... played tailback early in the season and then moved to wide receiver to fill a hole caused by injuries ... moved to WR prior to the Washington State game ... caught a 27-yard TD pass at UCLA for Cal's first score and ended that game as the team's leading receiver with 4 catches for 44 yards ... had a 13-yard run vs. Washington, finishing the day with 3 carries for 17 yards.

ECHEMANDU'S CAREER STATISTICS

Year	Att	Yds	Avg	TD	Long
1999	10	24	2.4	0	13
2000	58	215	3.7	3	18
2001	did not play				
2002	did not play				
2003	238	1195	5.0	13	60
Totals	306	1434	4.6	16	60

Year	Rec	Yds	Avg	TD	Long
1999	4	44	11.0	1	27
2000	7	35	5.0	1	16
2001	did not play				
2002	did not play				
2003	22	185	8.4	0	36
Totals	33	264	8.0	2	36

Year	KR	Yds	Avg	TD	Long
1999	0	0	0.0	0	0
2000	22	516	23.5	0	53
2001	did not play				
2002	did not play				
2003	0	0	0.0	0	0
Totals	22	516	23.5	0	53



TYLER FREDRICKSON

P/PK 6-3 220
SANTA BARBARA (DOS PUEBLOS HS)

One of the most experienced punters in the Pac-10, having launched 198 punts for 7,807 yards and a 39.4 average during his four-year college career which included the past three seasons as a starter ... also became Cal's front-line placekicker for the first time last season, connecting on 15 of 30 field goal attempts and 54 of 54 extra-point tries....while his season field goal conversion rate of 50% was average at best, he converted two of the greatest game-winning field goals in Cal football history—a 38-yarder that sealed the Bear's 34-31 triple-overtime victory against then-No. 3 ranked USC and a 35-yarder against Virginia Tech as the gun sounded on Cal's 52-49 triumph in the 2003 Insight Bowl...his 54-of-54 in PATs was also a new Cal record for most attempts without a miss in one season, while his 30 FG attempts were also a school mark....became the first starting punter-and-kicker at Cal since Ryan Longwell handled both chores from 1994-96....signed with the Seattle Seahawks as a free agent after the 2004 NFL Draft....possessing a very strong leg, he boomed a 53-yard field goal at Oregon and 51-yarder vs. USC, the third and fifth longest FGs in school history....his 99 points this year ranked sixth in Pac-10 scoring....played key role in four Cal victories this season, making his only field goal try at Illinois—a 32-yarder that lifted Cal into a 31-14 fourth-quarter lead—then booting the aforementioned 38-yarder against USC, drilling three field goals (47, 33 and 29 yards) in as many attempts to crown the Bears' 51-23 win at Arizona State, and capping his career with the Insight Bowl game-winner....13 of his 15 field goal misses this year were by the narrowest of margins, with three hitting the goal post upright, five that were blocked, four that just pulled wide from distances of 54, 51, 50 and 49 yards, and one 30-yard attempt against Stanford that was ruled "no good" despite that TV replay angles suggested the ball sailed *inside* the left upright....as a punter in 2003, he ranked ninth in the Pac-10 with a 40.0 yards-per-punt average, but his net punting mark of 37.1 ranked sixth in the

conference....backed up Mark Jensen at placekicker in 2001 and 2002 but never performed those duties in a game during that period ... earned Pac-10 All-Academic honors four straight years, including first team status the past two seasons ... also named CoSIDA District VII All-Academic second team in 2003....compiled a 3.34 grade-point average as an undergraduate film major and posted a 4.00 GPA as a Cal graduate student in education ... **2002** ... while his 39.5 average was slightly down from the previous season's 39.9 figure, made significant contributions to Cal's improved special teams play ... uncorked seven punts of 50 yards or better during the campaign and placed a career-high 19 kicks inside the opponents' 20-yard line ... averaged 44.8 yards on four punts at Michigan State, including a career-best 66-yarder against the Spartans ... also averaged 41.9 yards vs. UCLA, including three punts of 50 or more yards and three which landed inside the Bruins' 20-yard line ... turned in a 42.3 average in the Washington game ... **2001** ... a revelation in his first year of full-time duty, finishing in fifth-place tie in the Pac-10 with 39.5 yards per punt average . exploded out of blocks by averaging 42.2 yards per punt (22 for 929 yards) his first four games ... was brilliant in consecutive game stretch in which he averaged 43.1 yards (8 for 345) with a long of 55 yards at Washington State Sept. 22 and punted at 42.7 clip (7 for 299) with long of 57 yards vs. Washington Sept. 29 ... only averaged under 38 yards per punt twice all season (37.9 vs. Oregon and 37.4 at Rutgers) ... **2000** ... punted in two games in relief of an injured Nick Harris ... had three kicks for a 31.3 average, including a long of 43, in the opener vs. Utah ... also punted once for 23 yards at Arizona State.

FREDRICKSON'S CAREER STATISTICS

Year	Punts	Yards	Avg	LG	In 20
2000	4	117	29.2	43	1
2001	75	2959	39.9	57	17
2002	62	2450	39.5	66	19
2003	57	2281	40.0	58	18
Totals	199	7807	39.4	66	55

Year	FG	FGA	XP	XPA	Pts
2003	15	30	54	54	99



BRANDON HALL

TE 6-4 245
ANAHEIM HILLS, CA (ORANGE COAST JC)

Sure-handed tight end who transferred from Orange Coast College prior to the 2002 season.... started all 14 games at tight end for Tedford's club in 2003, managing 15 catches for 151 yards and two touchdowns on the season.hauled in three passes for 17 yards in both the Southern Mississippi (34-2) and Arizona State (51-23) games, two of club's biggest routs of the season ... yet, his biggest receiving night came at the 2003 Insight Bowl, tracking down three passes for 61 yards in Cal's 52-49 win over Virginia Tech...won the team's Strength Award as the top senior weight lifter.brought sterling reputation as an outstanding receiving tight end from Orange Coast College prior to last year, but was limited in his abilities due to nagging foot injury that required off-season surgery ... returned in time for spring practice last March ... **2002** ... played in all 12 games in his debut Cal season despite the foot injury ... started four games (New Mexico St., Air Force, UCLA and Oregon State) when the Bears opened in a two-tight end set ... ranked sixth on team in receptions with eight catches for 79 yards ... best output came against Arizona, when he corralled three passes for 21 yards ... longest reception of the season was a 20-yarder at Washington.

Hall's Career Statistics


Year	Rec	Yds	Avg	TD	Long
2002	8	79	9.9	0	20
2003	15	151	10.1	2	28
Totals	23	230	10.0	2	28

CHRIS MURPHY



OT 6-6 310
HANFORD, CA (HANFORD HS)

One of the Bears' most improved players over the past four years, earning a football scholarship last season after arriving at Berkeley as a walk-on in 1999 ... started the last 26 games at right tackle for Jim Mihalczik's offensive line—including a stirring 52-49 Insight Bowl victory over favored Virginia Tech Dec. 26—providing the club with a solid and durable blocker....the honorable mention All-Pac-10 choice was a key ingredient for Cal offense that ranked first in rushing and third in both scoring and total yardage in the Pac-10....he and his fellow interior linemen contributed to a Bear unit that produced a 1,000-yard rusher (Adimchinobe Echemandu), 1,500-yard receiver (Geoff McArthur) and 2,900-yard passer (Aaron Rodgers)...as a student, named first team CoSIDA District VII All-Academic and first team Pac-10 All-Academic this year....won two awards at the postseason team banquet—the Andy Smith Award for most playing minutes and the Schlessinger Coaches Award for the student-athlete who excels athletically and academically, as well as contributing to his community ... after appearing in only one game in both 2000 and 2001, blossomed into full-time starter last fall ... developed into one of the leaders of the offensive line ... since the end of the 2002 season, work in the weight room has added 50 pounds to his squat ... **2002** ... started at right tackle in all 12 games for Cal, playing a vital role on a Bear offensive line that tied for the Pac-10 lead in fewest sacks allowed (25) and carved out enough holes for Joe Igber to become the school's first 1,000-yard rusher since 1993 ... an intelligent player who takes a technical approach to the game ... with a 3.50 grade-point average in political science, he was named to the 2002 Pac-10 All-Academic first team ... **2001** ... made one game appearance, coming off the bench in Game 2 vs. BYU at Memorial Stadium ... named to the Pac-10 All-Academic second team with a 3.50 GPA in political science ... **2000** ... saw limited time against Washington State for his only action of the year ... **1999** ... redshirted while working on scout teams.



Chris Murphy



VINCENT STRANG

WR 5-8 150
HUNTINGTON, CA (ORANGE COAST JC)

Pound for pound, perhaps the Bears' most impressive player during his two years in Berkeley.... diminutive wideout got the most out of his ability with speed, heart and ability to make plays....playing at 150 pounds his senior year, he ranked fifth in team scoring (44 points) with seven touchdowns (5 receiving, 1 punt return, 1 rushing) and one two-point conversion as a part-time receiver and punt return specialist.caught 17 passes for 205 yards and five TDs and returned a team-high 26 punts for 206 yards and one TD last year....while he did not catch a pass in Cal's 52-49 Insight Bowl win over Virginia Tech, he did rush four times for 24 yards against the Hokies, including an electrifying 13-yard TD run that staked the Bears to a 49-35 lead with 6:26 left in the game....may have received the loudest ovations at the team's Nov. 23 banquet, receiving the Stub Allison Award as the team's Most Inspirational Player.his 5 TD catches ranked second on the team behind Geoff McArthur's 10 scoring grabs, while his 7.9 yards-per-punt average ranked eighth in the Pac-10.nine of his 17 catches came in the Bears' first three games against Kansas State (3 for 62 yards, 1 TD), Southern Mississippi (1 for 5) and Colorado State (season-high 5 for 63, 1 TD).also snared TD passes in three of his final four games vs. Arizona State, Washington and Stanford-all critical Cal victories.his two longest catches of the campaign came on Reggie Robertson passes of 34 (Kansas State) and 30 (Colorado State) yards.was thrust into punt return duty in Week 5, when he filled in for the injured Tim Mixon at Illinois and responded with perhaps his greatest day as a collegian.returned five punts for 107 yards against the Illini, including a magnificent, change-of-field 69-yard TD scamper with 23 seconds left before halftime that gave Cal a 21-7 lead at intermission.gained 13 pounds in off-season weight work after playing at 137 pounds in 2002.worked especially hard on improving his blocking techniques in the offseason...joined the Bears as a walk-on after JC teammate and Cal tight end Brandon Hall convinced him to transfer to Cal... **2002**... played a key role in Cal's win at Washington when he scored on a 55-yard post pattern to give the Bears a 21-13 lead late in the second quarter...also scampered 28 yards on a reverse the next week at USC to set up a Cal touchdown...grabbed two passes for 28 yards vs. the Trojans...closed the year with an 11-yard reception vs. Stanford.

STRANG'S CAREER STATISTICS:

Year	Rec	Yds	Avg	TD	Long
2002	5	100	20.0	1	55
2003	17	205	12.1	5	34
Totals	22	305	13.9	6	55

Cal



MARK WILSON


OT 6-6 295
MCARTHUR, CA (FALL RIVER HS)

Continued his ascent in 2003 as one of the conference's best offensive linemen... named first team All-Pac-10 as arguably the finest left tackle in the Pac-10...capped his career by starting the final 48 consecutive games for the Bears, including last December's 52-49 victory over favored Virginia Tech in the 2003 Insight Bowl at Bank One Ballpark in Phoenix...those 48 starts ranked first among all current Pac-10 offensive linemen and third nationally for most career starts...the 48 starts, which date back to his freshman year in 2000, are also a new Cal record for an offensive linemen, surpassing OT Todd Steussie's previous school mark of 46, set in 1990-93...selected by the Washington Redskins in the fifth round of the 2004 NFL Draft...named the 2003 recipient of the Brick Muller Award as the team's Most Valuable Offensive Linemen...was the quiet leader of a veteran Bear line that produced a 1,000-yard rusher, 1,500-yard receiver and 2,900-yard passer this season, and a blocking group that produced the Pac-10's No. 1 rushing team, No. 3 scoring unit and No. 3 total offense....anchored the critical left tackle position the past two seasons for Jeff Tedford's high-powered offense, after playing right tackle his first two seasons in Berkeley....with Wilson protecting the blind side of quarterback Aaron Rodgers, the Bears allowed only 29 sacks in 14 games this year and averaged yielding only 2.07 sacks per outing to rank third in the conference....christened his Cal career with an impressive debut season in 2000 in which he nailed down first team Freshman All-America honors... followed that effort with solid performances in 2001 and 2002... arrived at Cal as 255-pounder, but greatly benefited from the school's weight program...**2002**... asked to move from the right to left side of the

line, and responded well at left tackle as the key pass protector of quarterback Kyle Boller... the Bears tied for the Pac-10 lead for fewest sacks allowed (25) and Wilson's individual effort was recognized when he was awarded All-Pac-10

honorable mention notice following the season... should be prime candidate for even greater conference honors in 2003... **2001**... was one of three players who started every game on the offensive line during the season, with others being guard Scott Tercero and now-graduated tackle Langston Walker... earned two team awards at season's end: the Andy Smith Award for most playing time and the Big Hit Award for most big hits

during the season... **2000**... had an excellent freshman campaign as he graded out at 89 percent or better in 10 of his 11 starts... not only named first team Freshman All-American, but also was a first team All-Pac-10 selection by Football News... named third team Freshman All-American by The Sporting News... **1999**... redshirted his first season at Cal.



Mark Wilson

2003 INDIVIDUAL HONORS

NATIONAL, CONFERENCE AND TEAM HONORS

ALL-AMERICA

Second Team

Geoff McArthur, WR (*The Sporting News, CNNI.com*)

Honorable Mention

Geoff McArthur, WR (*Rivals.com*)

ALL-PACIFIC-10

First Team

Adimchinobe Echemandu, RB

Donnie McCleskey, ROV

Mark Wilson, OT

Second Team

Geoff McArthur, WR

Honorable Mention

Lorenzo Alexander, DT

Ryan Gutierrez, S

Wendell Hunter, OLB

Mike McGrath, ST

Chris Murphy, OT

Aaron Rodgers, QB

PAC-10 PLAYERS OF THE WEEK

Adimchinobe Echemandu Offense—Southern Mississippi, Aug. 30

Adimchinobe Echemandu Offense—USC, Sept. 27

Wendell Hunter Defense—Illinois, Sept. 20

Aaron Rodgers Offense—Arizona State, Nov. 1

Aaron Rodgers Offense—Washington, Nov. 15

VERIZON DISTRICT VIII ALL-ACADEMIC

Chris Murphy (first team)

Mike McGrath (first team)

Tyler Fredrickson (second team)

PAC-10 ALL-ACADEMIC

First Team

Tyler Fredrickson, P 4.00 (graduate education)

Mike McGrath, ROV 3.40 (mechanical engineering)

Jonathan Giesel, OL 3.38 (religious studies)

Chris Murphy, OL 3.51 (political science)

Monte Parson, DE 3.37 (sociology)

Second Team

Nolan Bluntzer, OL 3.02 (conservation and resource studies)

Derek Joyce, OL 3.34 (molecular and cell biology)

Thomas Svercheck, DT 3.17 (American studies)

Brian Tremblay, LB 3.25 (American studies)

Honorable Mention

Matthew Currin, LB

Byron Storer, FB

BOWL INVITATIONS

Adimchinobe Echemandu East-West Shrine Game

Mark Wilson East-West Shrine Game

2003 CAL FOOTBALL TEAM AWARDS

Bear Backer Award (most valuable player) Geoff McArthur (offense), Donnie McCleskey (defense)

Dink Artal Award (player best exemplifying Cal Spirit) James Bethea

Ken Harvey Award (academic commitment & improvement) Eli Thompson

Frank J. Schlessinger Coaches Award (athletic, academic, community) Chris Murphy

Ken Cotton Award (most courageous player) Tosh Lupoi

Stub Allison Award (most inspirational player) Vincent Strang

Joe Roth Award (courage, attitude and sportsmanship) Josh Beckham

Andy Smith Award (most Big C playing time) Chris Murphy

Strength Award (lifer of the year) Brandon Hall (senior), Greg Van Hoesen (freshman)

Big Hit Award (most "big hits" during season) Ryan Gutierrez

Scout Team Player of the Year Craig Stevens (offense), Steve Kelley (defense), Terrell Williams (special teams)

Berkeley Breakfast Club Award (outstanding Big Game player) Geoff McArthur, Aaron Rodgers

Bob Tessier Award (most improved lineman) Marvin Philip (offense), Monte Parson (defense)

Most Improved Player Geoff McArthur

Bob Simmons Award (most valuable freshman) Daymeion Hughes

Most Valuable Back Adimchinobe Echemandu

J. Scott Duncan Award (most valuable special teams player) Mike McGrath

Brick Muller Award (most valuable lineman) Mark Wilson (offense), Lorenzo Alexander (defense)

Cort Majors Award (team captains) Adimchinobe Echemandu, Aaron Rodgers, Lorenzo Alexander, Donnie McCleskey

2003 PACIFIC-10 HONORS

2003 FINAL PAC-10 STANDINGS

	Conference Games					All Games					
	W	L	Pct.	Pts	Opp	W	L	Pct.	Pts	Opp	Streak
1. USC	7	1	.875	342	161	12	1	.923	534	239	Won 9
2. Washington State	6	2	.750	245	169	10	3	.769	394	258	Won 1
3. California	5	3	.625	267	170	8	6	.571	457	341	Won 3
Oregon	5	3	.625	209	216	8	5	.615	356	348	Lost 1
5. Oregon State	4	4	.500	270	224	8	5	.615	433	301	Won 1
Washington	4	4	.500	203	233	6	6	.500	312	317	Won 1
UCLA	4	4	.500	175	200	6	7	.462	250	305	Lost 5
8. Arizona State	2	6	.250	203	246	5	7	.417	298	328	Won 1
Stanford	2	6	.250	130	243	4	7	.364	186	324	Lost 3
10. Arizona	1	7	.125	182	267	2	10	.167	181	429	Lost 2

2003 ALL-PAC-10 TEAMS

FIRST TEAM OFFENSE

QB Matt Leinart, So., USC
 QB Matt Kegel, Sr., Washington State
 RB Steven Jackson, Jr., Oregon State
RB Adimchinobe Echemandu, Sr., California
 WR Mike Williams, So., USC
 WR James Newson, Sr., Oregon State
 WR Reggie Williams, Jr., Washington
 TE Tim Euhus, Sr., Oregon State
 OL Jacob Rogers, Sr., USC
OL Mark Wilson, Sr., California
 OL Norm Katnik, Sr., USC
 OL Josh Parrish, Sr., Washington State
 OL Adam Snyder, Jr., Oregon

SECOND TEAM OFFENSE

QB Cody Pickett, Sr., Washington
 RB Jonathan Smith, Sr., Washington State
 RB Mike Bell, So., Arizona
 WR Keary Colbert, Sr., USC
WR Geoff McArthur, Jr., California
 TE Troy Bienemann, So., Washington State
 OL Regis Crawford, Sr., Arizona State
 OL Kirk Chambers, Sr., Stanford
 OL Doug Nienhuis, Jr., Oregon State
 OL Grayling Love, So., Arizona State
 OL Nick Newton, Sr., Washington

FIRST TEAM DEFENSE

DL Dave Ball, Sr., UCLA
 DL Kenechi Udeze, Jr., USC
 DL Shaun Cody, Jr., USC
 DL Mike Patterson, Jr., USC
 LB Brandon Chillar, Sr., UCLA
 LB Richard Seigler, Sr., Oregon State
 LB Will Derting, So., Washington State
 CB Jason David, Sr., Washington State
 CB Will Poole, Sr., USC
 S Erik Coleman, Sr., Washington State
 S Keith Lewis, Sr., Oregon
S Donnie McCleskey, So., California

SECOND TEAM DEFENSE

DL Terry Johnson, Sr., Washington
 DL D.D. Acholonu, Sr., Washington State
 DL Dwan Edwards, Sr., Oregon State
 DL Igor Olshansky, Jr., Oregon
 LB Kevin Mitchell, Sr., Oregon
 LB Don Jackson, Sr., Washington State
 LB Matt Grootegoed, Jr., USC
 CB Brandon Browner, Fr., Oregon State
 CB Derrick Johnson, Jr., Washington
 S Riccardo Stewart, Jr., Arizona State
 S Oshimogho Atogwe, Jr., Stanford

FIRST TEAM SPECIALISTS

PK Drew Dunning, Sr., Washington State
 P Tom Malone, So., USC
 KOR Kenny Washington, Jr., Oregon
 PR Charles Frederick, Jr., Washington
 ST Keith Lewis, Sr., Oregon

SECOND TEAM SPECIALISTS

PK Kirk Yliniemi, Sr., Oregon State
 P Eric Johnson, Sr., Stanford
 KOR Sammy Moore, Sr., Washington State
 PR Luke Powell, Sr., Stanford
 ST Jason Shivers, Jr., Arizona State

CAL HONORABLE MENTION

DT Lorenzo Alexander, Jr.; FS Ryan Gutierrez, Jr.; OLB Wendell Hunter, Jr.;
 ST Mike McGrath, Jr.; OT Chris Murphy, Sr.; QB Aaron Rodgers, So.

OFFENSIVE PLAYER OF THE YEAR

Matt Leinart, QB, So., USC

DEFENSIVE PLAYER OF THE YEAR


Dave Ball, DE, Sr., UCLA

FRESHMAN OF THE YEAR

Brandon Browner, CB, Oregon State

CO-COACHES OF THE YEAR

Pete Carroll, USC and Bill Doba, Washington State



Rover Donnie McCleskey, a first-team All-Pac-10 honoree, had 102 tackles during the 2003 season.

PACIFIC-10 TEAM STATISTICS

SCORING OFFENSE

	G	TD	XP	2XP	DXP	FG	Saf	Pts	Avg
1. USC	13	68	65	0	0	19	2	534	41.1
2. Oregon State	13	53	52	0	0	19	3	433	33.3
3. California	14	59	54	2	0	15	0	457	32.6
4. Washington St.	13	45	35	2	0	27	2	394	30.3
5. Oregon	13	45	45	0	0	13	1	356	27.4
6. Washington	12	41	34	0	0	10	1	312	26.0
7. Arizona State	12	39	30	1	0	10	1	298	24.8
8. UCLA	13	29	26	1	1	14	1	248	19.1
9. Stanford	11	24	21	0	0	7	0	186	16.9
10. Arizona	12	25	23	0	0	2	1	181	15.1

TOTAL OFFENSE

	G	Rush	Pass	Plays	Yards	Avg/P	TD	Yds/G
1. Oregon State	13	1754	4265	1060	6019	5.7	50	463.0
2. USC	13	2027	3791	897	5818	6.5	59	447.5
3. California	14	2356	3705	994	6061	6.1	56	432.9
4. Arizona State	12	1408	3291	868	4699	5.4	36	391.6
5. Washington	12	1434	3236	949	4670	4.9	36	389.2
6. Washington State	13	1495	3526	962	5021	5.2	37	386.2
7. Oregon	13	1715	3288	916	5003	5.5	39	384.8
8. Arizona	12	1486	2204	775	3690	4.8	24	307.5
9. UCLA	13	1195	2639	885	3834	4.3	23	294.9
10. Stanford	11	1054	2059	811	3113	3.8	22	283.0

RUSHING OFFENSE

	G	Att	Yds	Avg	TD	Yds/G
1. California	14	542	2356	4.3	28	168.3
2. USC	13	455	2027	4.5	20	155.9
3. Oregon State	13	526	1754	3.3	25	134.9
4. Oregon	13	489	1715	3.5	15	131.9
5. Arizona	12	380	1486	3.9	10	123.8
6. Washington	12	464	1434	3.1	19	119.5
7. Arizona State	12	403	1408	3.5	11	117.3
8. Washington State	13	484	1495	3.1	15	115.0
9. Stanford	11	414	1054	2.5	10	95.8
10. UCLA	13	455	1195	2.6	11	91.9

PASSING OFFENSE

	G	Att	Cmp	Int	Pct	Yds	Avg	TD	Yds/G
1. Oregon State	13	534	274	25	51.3	4265	8.0	25	328.1
2. USC	13	442	274	9	62.0	3791	8.6	39	291.6
3. Arizona State	12	465	244	11	52.5	3291	7.1	25	274.2
4. Washington St.	13	478	260	22	54.4	3526	7.4	22	271.2
5. Washington	12	485	270	14	55.7	3236	6.7	17	269.7
6. California	14	452	278	8	61.5	3705	8.2	28	264.6
7. Oregon	13	427	247	13	57.8	3288	7.7	24	252.9
8. UCLA	13	430	226	15	52.6	2639	6.1	12	203.0
9. Stanford	11	397	189	18	47.6	2059	5.2	12	187.2
10. Arizona	12	395	185	23	46.8	2204	5.6	14	183.7

PASS EFFICIENCY

	G	Att	Cmp	Pct	Int	Yds	TD	Effci
1. USC	13	442	274	.620	9	3791	39	159.1
2. California	14	452	278	.615	8	3705	28	147.3
3. Oregon	13	427	247	.578	13	3288	24	135.0
4. Arizona State	12	465	244	.525	11	3291	25	124.9
5. Oregon State	13	534	274	.513	25	4265	25	124.5
6. Washington State	13	478	260	.544	22	3526	22	122.3
7. Washington	12	485	270	.557	14	3236	17	117.5
8. UCLA	13	430	226	.526	15	2639	12	106.3
9. Arizona	12	395	185	.468	23	2204	14	93.8
10. Stanford	11	397	189	.476	18	2059	12	92.1

Note: Bowl statistics are included in Pacific-10 statistics.

SCORING DEFENSE

	G	TD	XP	2XP	DXP	FG	Saf	Pts	Avg
1. USC	13	30	25	0	1	10	1	239	18.4
2. Washington St.	13	29	24	0	0	17	4	257	19.8
3. Oregon State	13	38	36	0	0	11	2	301	23.2
4. UCLA	13	37	33	1	0	16	0	305	23.5
5. California	14	44	40	1	0	11	1	341	24.4
6. Washington	12	40	35	1	0	13	0	316	26.3
7. Oregon	13	45	37	1	0	13	0	348	26.8
8. Arizona State	12	41	40	0	0	14	0	328	27.3
9. Stanford	11	43	39	1	0	7	2	324	29.5
10. Arizona	12	56	55	0	0	12	1	429	35.8

TOTAL DEFENSE

	G	Rush	Pass	Plays	Yards	Avg	TD	Yds/G
1. Oregon State	13	1097	2656	914	3753	4.1	33	288.7
2. UCLA	13	1520	2609	900	4129	4.6	27	317.6
3. Washington St.	13	1181	2960	988	4141	4.2	27	318.5
4. USC	13	782	3591	992	4373	4.4	27	336.4
5. Oregon	13	1392	3379	938	4771	5.1	40	367.0
6. California	14	1872	3516	969	5388	5.6	41	384.9
7. Washington	12	1819	2801	819	4620	5.6	36	385.0
8. Arizona State	12	1810	3036	869	4846	5.6	39	403.8
9. Stanford	11	1513	3259	834	4772	5.7	39	433.8
10. Arizona	12	2169	3351	946	5520	5.8	52	460.0

RUSHING DEFENSE

	G	Rushes	Yards	Avg	TD	Yds/G
1. USC	13	425	782	1.8	9	60.2
2. Oregon State	13	447	1097	2.5	11	84.4
3. Washington State	13	441	1181	2.7	8	90.8
4. Oregon	13	453	1392	3.1	18	107.1
5. UCLA	13	478	1520	3.2	12	116.9
6. California	14	500	1872	3.7	16	133.7
7. Stanford	11	375	1513	4.0	16	137.5
8. Arizona State	12	476	1810	3.8	19	150.8
9. Washington	12	444	1819	4.1	18	151.6
10. Arizona	12	552	2169	3.9	26	180.8

PASSING DEFENSE

	G	Att	Cmp	Int	Pct	Yds	Avg	TD	Yds/G
1. UCLA	13	422	249	19	59.0	2609	6.2	15	200.7
2. Oregon State	13	467	206	20	44.1	2656	5.7	22	204.3
3. Washington St.	13	547	263	24	48.1	2960	5.4	19	227.7
4. Washington	12	375	194	16	51.7	2801	7.5	18	233.4
5. California	14	469	262	14	55.9	3516	7.5	25	251.1
6. Arizona State	12	393	216	16	55.0	3036	7.7	20	253.0
7. Oregon	13	485	253	12	52.2	3379	7.0	22	259.9
8. USC	13	567	312	22	55.0	3591	6.3	18	276.2
9. Arizona	12	394	241	7	61.2	3351	8.5	26	279.2
10. Stanford	11	459	250	9	54.5	3259	7.1	23	296.3

TURNOVER MARGIN

	Gained				Lost				Mar	Per/G
	G	Fum	Int	Tot	Fum	Int	Tot			
1. USC	13	20	22	42	13	9	22	+20	1.54	
2. Washington St.	13	24	24	48	18	22	40	+8	0.62	
3. California	14	9	14	23	12	8	20	+3	0.21	
4. Stanford	11	18	9	27	8	18	26	+1	0.09	
5. UCLA	13	12	19	31	17	15	32	-1	-0.08	
6. Arizona State	12	7	16	23	16	11	27	-4	-0.33	
7. Washington	12	10	16	26	16	14	30	-4	-0.33	
8. Oregon	13	10	12	22	14	13	27	-5	-0.38	
9. Arizona	12	18	7	25	7	23	30	-5	-0.42	
10. Oregon State	13	10	20	30	13	25	38	-8	-0.62	

PACIFIC-10 INDIVIDUAL STATS

RUSHING

	G	Att	Yds	Avg	TD	Yds/G
1. Jackson, Steven, OSU	13	350	1545	4.4	19	118.8
2. Echemandu, A, CAL	13	238	1195	5.0	13	91.9
3. Bell, Michael, ARIZ	12	168	920	5.5	6	76.7
4. Smith, Jonathan, WSU	13	224	961	4.3	10	73.9
5. Wade, Loren, ASU	11	136	773	5.7	5	70.3
6. Whitehead, T, ORE	12	192	737	3.8	6	61.4
7. White, LenDale, USC	13	141	754	5.3	13	58.0
8. Dennis, Hershel, USC	13	137	661	4.8	4	50.8
9. Tolon, Kenneth, STAN	11	150	522	3.5	2	47.5
10. Arrington, J.J., CAL	13	107	607	5.7	5	46.7

RECEIVING

	G	Rec	Yds	TD	Avg/C	Rec/G
1. Williams, Reggie, WASH	12	89	1109	8	12.5	7.42
2. Williams, Mike, USC	13	95	1314	16	13.8	7.31
3. Newson, James, OSU	12	81	1306	3	16.1	6.75
4. McArthur, Geoff, CAL	13	85	1504	10	17.7	6.54
5. Parker, Samie, ORE	13	77	1088	7	14.1	5.92
6. Bragg, Craig, UCLA	13	73	1065	5	14.6	5.62
7. Hagan, Derek, ASU	12	66	1076	9	16.3	5.50
8. Colbert, Keary, USC	13	69	1013	9	14.7	5.31
9. Fulton, Skyler, ASU	12	62	901	10	14.5	5.17
10. Frederick, Ch, WASH	12	59	831	5	14.1	4.92

PASSING

	G	Att	Cmp	Int	Pct	Yds	TD	Avg/G
1. Anderson, D., OSU	13	510	261	24	51.2	4058	24	312.2
2. Leinart, M., USC	13	402	255	9	63.4	3556	38	273.5
3. Walter, A., ASU	12	421	221	10	52.5	3044	24	253.7
4. Pickett, C., WASH	12	454	257	13	56.6	3043	15	253.6
5. Kegel, M., WSU	13	394	218	15	55.3	2947	21	226.7
6. Rodgers, A., CAL	13	349	215	5	61.6	2903	19	223.3
7. Clemens, K., ORE	13	304	182	9	59.9	2400	18	184.6
8. Olson, D., UCLA	12	325	173	9	53.2	2067	10	172.2
9. Heavner, K., ARIZ	9	237	121	15	51.1	1501	8	166.8
10. Lewis, C., STAN	9	207	100	9	48.3	1178	8	130.9

TOTAL OFFENSE

	G	Rush	Pass	Plays	Total	Yds/G
1. Anderson, Derek, OSU	13	-125	4058	567	3933	302.5
2. Leinart, Matt, USC	13	-62	3556	434	3494	268.8
3. Pickett, Cody, WASH	12	-61	3043	534	2982	248.5
4. Walter, Andrew, ASU	12	-125	3044	454	2919	243.2
5. Rodgers, Aaron, CAL	13	210	2903	435	3113	239.5
6. Kegel, Matt, WSU	13	-49	2947	452	2898	222.9
7. Clemens, Kellen, ORE	13	108	2400	382	2508	192.9
8. Heavner, Kris, ARIZ	9	33	1501	268	1534	170.4
9. Olson, Drew, UCLA	12	-181	2067	399	1886	157.2
10. Lewis, Chris, STAN	9	-11	1178	251	1167	129.7

ALL PURPOSE YARDS

	G	Rush	Rcv	PR	KR	Yds	Avg/G
1. Jackson, Steven, OSU	13	1545	470	0	0	2015	155.0
2. Moore, Sammy, WSU	13	0	533	405	715	1653	127.2
3. McArthur, Geoff, CAL	13	0	1504	0	0	1504	115.7
4. Frederick, Ch, WASH	12	7	831	340	202	1380	115.0
5. Newson, James, OSU	12	5	1306	0	0	1311	109.2
6. Smith, Jonathan, WSU	13	961	349	0	109	1419	109.2
7. Bragg, Craig, UCLA	13	0	1065	302	21	1388	106.8
8. Echemandu, A, CAL	13	1195	185	0	0	1380	106.2
9. Williams, Mike, USC	13	26	1314	0	0	1340	103.1
10. Bush, Reggie, USC	13	521	314	4	492	1331	102.4

SCORING

	G	TD	XPT	FG	Pts	Pts/G
1. Jackson, Steven, OSU	13	22	0	0	132	10.2
2. Killeen, Ryan, USC	13	0	65	19	122	9.4
3. Dunning, Drew, WSU	13	0	35	27	116	8.9
4. Yliniemi, Kirk, OSU	12	0	46	19	103	8.6
5. Williams, Mike, USC	13	16	0	0	96	7.4
6. Fredrickson, T, CAL	14	0	54	15	99	7.1
7. White, LenDale, USC	13	14	0	0	84	6.5
8. Siegel, Jared, ORE	13	0	45	13	84	6.5
9. Echemandu, A, CAL	13	13	2	0	80	6.2
10. Knudson, Evan, WASH	12	0	33	10	63	5.2

PASS EFFICIENCY

	G	Att	Cmp	Int	Pct	Yds	TD	Effic.
1. Leinart, M., USC	13	402	255	9	63.4	3556	38	164.5
2. Robertson, R, CAL	13	99	62	3	62.6	797	9	154.2
3. Rodgers, A., CAL	13	349	215	5	61.6	2903	19	146.6
4. Clemens, K., ORE	13	304	182	9	59.9	2400	18	139.8
5. Kegel, M., WSU	13	394	218	15	55.3	2947	21	128.1
6. Walter, A., ASU	12	421	221	10	52.5	3044	24	127.3
7. Fife, J., ORE	13	120	64	4	53.3	879	6	124.7
8. Anderson, D., OSU	13	510	261	24	51.2	4058	24	124.1
9. Pickett, C., WASH	12	454	257	13	56.6	3043	15	118.1
10. Olson, D., UCLA	12	325	173	9	53.2	2067	10	111.3

PUNTING

	G	Punts	Yds	Avg
1. Malone, Tom, USC	13	42	2060	49.0
2. Basler, Kyle, WSU	13	77	3351	43.5
3. Parker, Tim, ASU	12	75	3252	43.4
4. Kluwe, Chris, UCLA	13	91	3908	42.9
5. Johnson, Eric, STAN	11	86	3687	42.9
6. Baugher, Danny, ARIZ	12	76	3238	42.6
7. Erickson, Garth, WASH	12	70	2925	41.8
8. Tobey, Carl, OSU	13	71	2885	40.6
9. Fredrickson, T, CAL	14	57	2281	40.0
10. Martinez, Paul, ORE	13	73	2702	37.0

PUNT RETURNS

	G	Ret	Yds	TD	Avg
1. Frederick, Ch, WASH	12	29	340	1	11.7
2. Moore, Steven, ORE	10	22	234	1	10.6
3. Golden, Josh, ASU	12	19	190	0	10.0
4. Moore, Sammy, WSU	13	43	405	0	9.4
5. Powell, Luke, STAN	11	36	325	1	9.0
6. Carlson, Greig, USC	13	21	188	0	9.0
7. Strang, Vincent, CAL	14	27	220	1	8.1
8. Bragg, Craig, UCLA	13	38	302	0	7.9
9. Clasen, Cole, OSU	13	42	211	0	5.0
10. Steptoe, S, ARIZ	12	15	69	0	4.6

SACKS

	G	Solo	Ast	Yds	Total	Avg/G
1. Acholonu, D.D, WSU	13	16	1	121	16.5	1.27
2. Udeze, Kenechi, USC	13	16	1	115	16.5	1.27
3. Ball, Dave, UCLA	13	16	1	91	16.5	1.27
4. Swancutt, Bill, OSU	13	10	2	73	11.0	0.85
5. Long, Devan, ORE	13	10	1	64	10.5	0.81
6. Johnson, Terry, WASH	12	10	0	80	10.0	0.83
7. Derting, Will, WSU	13	7	1	57	7.5	0.58
8. Hunter, Wendell, CAL	14	7	0	63	7.0	0.50
9. Patterson, Mike, USC	13	6	2	40	7.0	0.54
10. Olshansky, Igor, ORE	13	6	1	50	6.5	0.50

2003 GAME SUMMARIES

GAME 1

KANSAS STATE 42, CAL 28

AUG. 23 — ARROWHEAD STADIUM — KANSAS CITY, MO

Competing in the earliest season-opener in school history, Cal dropped a 42-28 decision to seventh-ranked Kansas State in the Black Coaches Association Classic at Kansas City's Arrowhead Stadium.

KSU's Eli Roberson threw for 205 yards and three touchdowns and ran for 145 more yards and another score, while Darren Sproles ran for 175 yards and one TD to pace the Wildcats.

Cal amassed 440 yards worth of total offense against the Wildcats — including 378 in the air. QB Reggie Robertson and WR Geoff McArthur put up the most impressive offensive stats for the Bears, as Robertson went 16-for-29 for 257 yards, while McArthur pulled in eight catches for 169 yards.

With K-State up, 10-7, early in the second quarter, Cal had a chance to take the lead, but the Bears couldn't push the ball over the goal line on a fourth-down play inside the Wildcat 1-yard-line.

Kansas State responded with a 12-play, 98-yard drive, and Cal did not get within 13 points the rest of the game.



SCORING SUMMARY

1st Quarter

12:45 KS - Sproles, Darren 5 yd run (Rheem, Joe kick), 4-60 1:04, CAL 0 - KS 7

10:39 CAL - Strang, Vincent 34 yd pass from Robertson, R.

(Fredrickson, T. kick), 7-77 2:06, CAL 7 - KS 7

06:29 KS - Rheem, Joe 22 yd field goal, 8-71 4:10, CAL 7 - KS 10

2nd Quarter

07:37 KS - Wilson, Travis 5 yd pass from Roberson, Eli (Rheem, Joe kick), 12-98 7:19, CAL 7 - KS 17

04:25 KS - Rheem, Joe 37 yd field goal, 5-41 2:01, CAL 7 - KS 20

03:54 KS - Terry, James 52 yd pass from Roberson, Eli (Rheem, Joe kick), 2-52 0:15, CAL 7 - KS 27

01:58 CAL - McArthur, Geoff 65 yd pass from Robertson, R.

(Fredrickson, T. kick), 4-80 1:56, CAL 14 - KS 27

3rd Quarter

08:46 KS - Roberson, Eli 11 yd run (Roberson, Eli rush), 4-39 1:44, CAL 14 - KS 35

4th Quarter

12:34 CAL - Arrington, JJ 22 yd pass from Rodgers, Aaron

(Fredrickson, T. kick), 6-76 2:37, CAL 21 - KS 35

10:14 KS - Dennis, Davin 28 yd pass from Roberson, Eli (Rheem, Joe kick), 7-80 2:20, CAL 21 - KS 42

04:27 CAL - Arrington, JJ 7 yd pass from Robertson, R. (Fredrickson, T. kick), 11-90 5:47, CAL 28 - KS 42

Score by Quarters	1	2	3	4	Score	Record
California	7	7	0	14	- 28	0-1
Kansas State	10	17	8	7	- 42	1-0

	CAL	KS
FIRSTDOWNS	24	20
RUSHES-YARDS(NET)	27-62	46-330
PASSING YDS(NET)	378	205
Passes Att-Comp-Int.	42-25-1	18-9-0
TOTAL OFFENSE PLAYS-YARDS	69-440	64-535
Fumble Returns-Yards	0-0	0-0
Punt Returns-Yards	0-0	1-3
Kickoff Returns-Yards	7-158	2-55
Interception Returns-Yards	0-0	1-5
Punts (Number-Avg)	6-34.0	5-34.0
Fumbles-Lost	0-0	2-0
Penalties-Yards	9-86	10-96
Possession Time	28:40	31:20
Third-Down Conversions	4 of 13	3 of 10
Fourth-Down Conversions	0 of 1	0 of 0
Red-Zone Scores-Chances	1-2	5-5
Sacks By: Number-Yards	1-5	4-29


RUSHING: California-O'Keith, Marcus 7-32; Echemandu, A. 4-18; Arrington, JJ 4-10; Strang, Vincent 1-5; Makonnen, J. 1-4; Manderino, C. 1-2; Rodgers, Aaron 4-minus 4; Robertson, R. 5-minus 5. Kansas State-Sproles, Darren 22-175; Roberson, Eli 18-145; Wilson, Travis 3-7; Alsop, Carlos 1-7; Saba, Ayo 1-0; Morris, Danny 1-minus 4.

PASSING: California-Robertson, R. 16-29-1-257; Rodgers, Aaron 9-13-0-121. Kansas State-Roberson, Eli 9-18-0-205.

RECEIVING: California-McArthur, Geoff 8-169; Strang, Vincent 3-62; Makonnen, J. 3-37; Toler, Burl 3-30; Arrington, JJ 2-29; Manderino, C. 2-23; O'Keith, Marcus 2-9; Lyman, Chase 1-11; Echemandu, A. 1-8. Kansas State-Terry, James 4-116; Casey, Brian 2-53; Dennis, Davin 1-28; Wilson, Travis 1-5; Washington, Ras. 1-3.

TACKLES (UA-AT-TT): California-Giordano, Matt 4-8-12; Tremblay, Brian 1-7-8; Blay-Miezah, F. 4-3-7; McCleskey, D. 3-3-6; Hunter, Wendell 3-2-5; Sverchek, Tom 2-3-5; Lupoi, Tosh 2-2-4; Slater, Sid 1-3-4; McGrath, Mike 2-1-3; Maningo, Joe 0-3-3. Kansas State-Butler, Matt 3-6-9; Hickman, Bryan 5-3-8; Buhl, Josh 3-5-8; Tetuan, Jesse 5-2-7; Washington, Ras. 4-2-6; Berry, Jermaine 3-3-6; Lavender, Louis 2-4-6; Montgomery, Jus. 2-1-3.

SACKS: California-Parson, Monte 0.5-3; McCleskey, D. 0.5-2. Kansas State-Huntley, Kevin 1-10; Washington, Ras. 1-7; Echols, Quintin 1-7; Tetuan, Jesse 1-5.



Reggie Robertson threw for 257 yards and three TDs vs. Kansas State.

GAME 2

CAL 34, SOUTHERN MISS 2

AUG. 30 — MEMORIAL STADIUM — BERKELEY, CA


After spotting Southern Miss a 2-0 lead, Cal roared back with 20 second-quarter points en route to a 34-2 victory over the visiting Golden Eagles.

The Bears relied on a one-two punch at tailback, with Adimchinobe Echemandu zooming for a career-high 127 yards and J.J. Arrington adding 114 yards on the ground.


Cal started its onslaught slowly, settling for a Tyler Fredrickson field goal for a 3-2 advantage. Then on Southern Miss' next possession, Andy Briner blocked a USM punt, and James Bethea returned the ball 20 yards for a touchdown.

Following another Fredrickson field goal, Mike McGrath picked off a Brad Bower pass to set the Bears up at the USM 36. Reggie Robertson finished off the drive with a four-yard strike to tight end Brandon Hall for a 20-2 halftime edge.

Robertson tossed his second TD of the game in the third quarter, this one a 30-yarder to tight end Garrett Cross. Echemandu completed the scoring with a career-long 60-yard burst up the middle.



Score by Quarters	1	2	3	4	Score	Record
Southern Mississippi	2	0	0	0	- 2	0-1
California	0	20	7	7	- 34	1-1



SCORING SUMMARY

1st Quarter

10:29 USM - TEAM safety, , USM 2 - CAL 0

2nd Quarter

13:49 CAL - Fredrickson, T. 26 yd field goal, 7-21 2:22, USM 2 - CAL 3
12:00 CAL - Bethea, James 20 yd blocked punt return (Fredrickson, T. kick), USM 2 - CAL 10

04:16 CAL - Fredrickson, T. 18 yd field goal, 11-79 5:09, USM 2 - CAL 13

00:16 CAL - Hall, Brandon 4 yd pass from Robertson, R. (Fredrickson, T. kick), 2-36 0:15, USM 2 - CAL 20

3rd Quarter

09:53 CAL - Cross, Garrett 30 yd pass from Robertson, R. (Fredrickson, T. kick), 7-70 2:34, USM 2 - CAL 27

4th Quarter

10:20 CAL - Echemandu, A. 60 yd run (Fredrickson, T. kick), 7-87 3:21, USM 2 - CAL 34

	USM	CAL
FIRSTDOWNS	16	21
RUSHES-YARDS(NET)	36-65	48-260
PASSING YDS(NET)	212	157
Passes Att-Comp-Int	34-20-1	18-11-0
TOTAL OFFENSE PLAYS-YARDS	70-277	66-417
Fumble Returns-Yards	0-0	0-0
Punt Returns-Yards	1-3	5-97
Kickoff Returns-Yards	6-159	0-0
Interception Returns-Yards	0-0	1-15
Punts (Number-Avg)	8-33.4	2-41.0
Fumbles-Lost	0-0	2-1
Penalties-Yards	4-39	5-30
Possession Time	29:46	30:14
Third-Down Conversions	3 of 15	5 of 12
Fourth-Down Conversions	0 of 3	0 of 2
Red-Zone Scores-Chances	0-1	3-4
Sacks By: Number-Yards	2-5	7-36

RUSHING: Southern Mississippi-Walley, James 15-39; Blackwell, Tim 5-31; Harris, Anthony 2-0; Almond, Dustin 8-minus 1; D'Angelo, Micky 6-minus 4. California-Echemandu, A. 17-127; Arrington, JJ 16-114; Porter, Michael 3-15; Robertson, R. 6-11; Manderino, C. 1-5; Strang, Vincent 1-2; Wilson, Mark 1-1; Torgersen, S. 1-0; Rodgers, Aaron 1-minus 1; TEAM 1-minus 14.

PASSING: Southern Mississippi-D'Angelo, Micky 16-26-1-163; Almond, Dustin 4-8-0-49. California-Robertson, R. 9-14-0-142; Rodgers, Aaron 2-4-0-15.

RECEIVING: Southern Mississippi-Courington, Ant 7-72; Young, Marvin 5-84; Lawrence, DaRon 4-20; Johnson, Kennet 1-16; Hurst, Adam 1-10; Browden, Terrel 1-8; Harris, Anthony 1-2. California-McArthur, Geoff 5-92; Hall, Brandon 3-17; Cross, Garrett 1-30; Toler, Burl 1-13; Strang, Vincent 1-5.

TACKLES (UA-AT-TT): Southern Mississippi Davis, Rod 8-2-10; Coley, Travis 6-1-7; Cash, Antoine 4-1-5; Boley, Michael 4-0-4; Pruitt, Etric 3-1-4; Cleckler, Dillo. 3-0-3; Paul, Terrell 3-0-3; Yates, Corey 3-0-3; Brooks, Greg 2-1-3; Pears, LeVon 2-1-3; Ray, Alex 2-1-3; Casnave, Greg 2-1-3. California-McCleskey, D. 10-4-14; Giordano, Matt 8-0-8; Hunter, Wendell 1-4-5; Mixon, Tim 3-1-4; Beckham, Josh 3-1-4; Riddle, Ryan 3-0-3; Tremblay, Brian 3-0-3; Smith, Harrison 3-0-3; McGrath, Mike 3-0-3; Amajoyi, Obi 2-1-3; Povio, Brandon 2-1-3; Slater, Sid 0-3-3.

SACKS: Southern Mississippi-Paul, Terrell 1-4; Cash, Antoine 1-1. California-Riddle, Ryan 3-15; McCleskey, D. 2-12; Hunter, Wendell 1-8; Mixon, Tim 1-1.

James Bethea returned a blocked punt 20 yards for a touchdown to give Cal a 10-2 lead in the second quarter.

GAME 3 **COLORADO STATE 23, CAL 21**

SEPT. 6 — MEMORIAL STADIUM — BERKELEY, CA

Colorado State thwarted a late Cal comeback with a 32-yard field goal with less than two minutes left, as the Rams prevailed, 23-21.

After CSU grabbed a 3-0 lead, Cal came right back with a 6-play, 80-yard drive, capped by Reggie Robertson's 30-yard scoring pass to Vincent Strang.

The Rams responded on their next play from scrimmage with an 85-yard pass down the right sideline from Bradlee Van Pelt to Joel Dreessen.


Cal couldn't mount much of an offense and found itself down, 20-7, near the end of the third quarter. But that's when the Bears started their charge.

On the final play of the period, Wendell Hunter intercepted a Van Pelt pass and returned it 19 yards to the CSU 23. Then on third-and-goal from the six, Robertson hooked up with Geoff McArthur for a touchdown.


Midway through the fourth quarter, Donnie McCleskey's sack of Van Pelt forced a fumble that Brian Tremblay recovered. One play later, Robertson found McArthur again, this time for a 17-yard scoring play.

Colorado State, though, re-claimed the lead with an 11-play, 65-yard drive that was kept alive by a 25-yard pass to Matt Bartz on fourth-and-3 from the Cal 45. Jeff Babcock's field goal with 1:57 to go gave the Rams the lead back at 23-21.

Cal had one last shot, but Robertson's pass to Strang was intercepted, and CSU ran out all but the final four seconds to preserve the win.



Score by Quarters	1	2	3	4	Score	Record
Colorado State	10	7	3	3	- 23	1-1
California	7	0	0	14	- 21	1-2



SCORING SUMMARY

1st Quarter

07:48 CSU - Jeff Babcock 48 yd field goal, 6-31 2:51, CSU 3 - CAL 0
 04:42 CAL - Strang, Vincent 30 yd pass from Robertson, R.

(Fredrickson, T. kick), 6-80 3:06, CSU 3 - CAL 7

04:25 CSU - Joel Dreessen 85 yd pass from Bradlee Van Pelt (Jeff Babcock kick), 1-85 0:17, CSU 10 - CAL 7

2nd Quarter

12:46 CSU - David Anderson 25 yd pass from Bradlee Van Pelt (Jeff Babcock kick), 6-67 2:37, CSU 17 - CAL 7

3rd Quarter

09:01 CSU - Jeff Babcock 27 yd field goal, 15-85 5:59, CSU 20 - CAL 7

4th Quarter

12:14 CAL - McArthur, Geoff 6 yd pass from Robertson, R.

(Fredrickson, T. kick), 6-23 2:46, CSU 20 - CAL 14

06:34 CAL - McArthur, Geoff 17 yd pass from Robertson, R.

(Fredrickson, T. kick), 1-17 0:04, CSU 20 - CAL 21

01:57 CSU - Jeff Babcock 32 yd field goal, 11-65 4:37, CSU 23 - CAL 21

	CSU	CAL
FIRSTDOWNS	17	19
RUSHES-YARDS (NET)	39-131	31-51
PASSING YDS (NET)	317	248
Passes Att-Comp-Int	24-15-1	35-23-2
TOTAL OFFENSE PLAYS-YARDS	63-448	66-299
Fumble Returns-Yards	0-0	0-0
Punt Returns-Yards	4-20	4-26
Kickoff Returns-Yards	2-28	4-71
Interception Returns-Yards	2-0	1-19
Punts (Number-Avg)	6-37.2	6-38.8
Fumbles-Lost	3-1	2-0
Penalties-Yards	9-86	3-25
Possession Time	30:02	29:58
Third-Down Conversions	4 of 15	6 of 14
Fourth-Down Conversions	1 of 1	0 of 0
Red-Zone Scores-Chances	3-3	2-3
Sacks By: Number-Yards	4-23	2-11

RUSHING: Colorado St.-Bradlee Van Pelt 16-60; Marcus Houston 14-52; Rahsaan Sanders 8-14; Chris Pittman 1-5. California-Echemandu, A. 13-50; Arrington, JJ 8-25; Robertson, R. 8-3; Manderino, C. 1-1; Strang, Vincent 1-minus 28.

PASSING: Colorado St.-Bradlee Van Pelt 15-23-1-317; Justin Holland 0-1-0-0. California-Robertson, R. 23-35-2-248.

RECEIVING: Colorado St.-David Anderson 7-141; Joel Dreessen 2-92; Eric Hill 2-40; Matt Bartz 2-29; Chris Pittman 2-15. California-Strang, Vincent 5-63; Toler, Burl 5-48; McArthur, Geoff 4-79; Lyman, Chase 2-21; Echemandu, A. 2-15; Manderino, C. 2-12; Arrington, JJ 2-0; Hall, Brandon 1-10.

TACKLES (UA-AT-TT): Colorado St.-Pauly, Eric 7-2-9; Wood, Drew 3-5-8; Davis, Lucas 7-0-7; Save, Bryan 5-2-7; Mann, Lavell 5-0-5; Mastropaolo, Ben 4-1-5; Cathy, Brandon 4-0-4; Goodpaster, Patr 3-1-4; Hall, Jahmal 3-0-3; Stratton, Ben 3-0-3. California-Mixon, Tim 8-1-9; McCleskey, D. 8-1-9; Hunter, Wendell 4-1-5; Gutierrez, Ryan 4-1-5; Tremblay, Brian 3-2-5; Alexander, L. 3-2-5; Beckham, Josh 3-1-4; Blay-Miezah, F. 3-0-3; Smith, Harrison 3-0-3.

SACKS: Colorado St.-Pauly, Eric 2-12; Hall, Jahmal 1-5; Wood, Drew 0.5-3; Save, Bryan 0.5-3. California-McCleskey, D. 2-11.

Wendell Hunter picked off a Colorado State pass and returned it 19 yards to the Rams' 23 yard line, setting up a 6-yard Reggie Robertson TD pass to Geoff McArthur.

GAME 4

UTAH 31, CAL 24

SEPT. 11 — RICE-ECCLES STADIUM — SALT LAKE CITY, UT

For the second straight week, California fell behind early, roared back to take a fourth-quarter lead, but lost on a last minute score. This time, before a national-television audience on ESPN, Utah tallied 10 points in the final period, including the game-deciding touchdown with 1:06 left, to prevail, 31-24.

In the first quarter, the Utes took advantage of a couple of Cal miscues to stake a 14-0 lead. Midway through the stanza, Utah recovered a Reggie Robertson fumble at the Cal 19-yard-line. Three plays later, Brandon Warfield crossed the goal line from a yard out for a 7-0 lead.

On Cal's next possession, Tyler Fredrickson could not get a punt off due to a heavy rush, and Utah took over on the Bears' 27. Again, Warfield completed the drive, this time with a five-yard run.

Aaron Rodgers took over at quarterback on Cal's fourth possession of the game, and he directed the Bears to the end zone early in the second period. In a five-play drive, he completed three passes, the final one being a 21-yard strike to Geoff McArthur for a touchdown. Utah, though, scored late in the quarter for a 21-7 halftime edge.

Cal rallied with 17 unanswered points in the third quarter, the final points coming on another 21-yard pass to McArthur to give the Bears a 24-21 advantage.

However, Utah tied the game with 9:01 left. And after a Fredrickson 54-yard field goal attempt sailed wide left, the Utes marched down the field for the winning touchdown — a 14-yard run by Warfield.

Score by Quarters	1	2	3	4	Score	Record
California	0	7	17	0	- 24	1-3
Utah	14	7	0	10	- 31	2-1



SCORING SUMMARY

1st Quarter

08:29 UU - WARFIELD, Brand 1 yd run (BORRESON, Bryan kick), 3-19
1:12, CAL 0 - UU 7

04:05 UU - WARFIELD, Brand 5 yd run (BORRESON, Bryan kick), 4-27
1:38, CAL 0 - UU 14

2nd Quarter

11:46 CAL - McArthur, Geoff 21 yd pass from Rodgers, Aaron
(Fredrickson, T. kick), 5-55 1:58, CAL 7 - UU 14

01:28 UU - SMITH, Alex 1 yd run (BORRESON, Bryan kick), 12-61 5:49,
CAL 7 - UU 21

3rd Quarter

05:50 CAL - Fredrickson, T. 21 yd field goal, 15-74 6:12, CAL 10 - UU
21

03:18 CAL - Echemandu, A. 1 yd run (Rodgers, Aaron pass failed), 3-
28 1:28, CAL 16 - UU 21

00:29 CAL - McArthur, Geoff 21 yd pass from Rodgers, Aaron (Strang,
Vincent pass), 4-34 1:28, CAL 24 - UU 21

4th Quarter

09:01 UU - BORRESON, Bryan 35 yd field goal, 16-62 6:27,
CAL 24 - UU 24

01:06 UU - WARFIELD, Brand 14 yd run (BORRESON, Bryan kick), 10-
63 4:55, CAL 24 - UU 31

	CAL	UTAH
FIRST DOWNS	19	21
RUSHES-YARDS (NET)	34-119	48-200
PASSING YDS (NET)	246	136
Passes Att-Comp-Int.	32-19-0	28-18-0
TOTAL OFFENSE PLAYS-YARDS	66-365	76-336
Fumble Returns-Yards	0-0	1-10
Punt Returns-Yards	1-15	1-11
Kickoff Returns-Yards	0-0	1-12
Interception Returns-Yards	0-0	0-0
Punts (Number-Avg)	1-40.0	4-31.8
Fumbles-Lost	3-3	2-2
Penalties-Yards	2-10	7-52
Possession Time	26:08	33:52
Third-Down Conversions	4 of 13	7 of 16
Fourth-Down Conversions	1 of 2	2 of 2
Red-Zone Scores-Chances	2-3	5-6
Sacks By: Number-Yards	0-0	1-4

RUSHING: California-Echemandu, A. 16-80; Rodgers, Aaron 8-28; Arrington, JJ 5-17; O'Keith, Marcus 2-9; Robertson, R. 2-minus 6; Fredrickson, T. 1-minus 9. Utah-Warfield, Brand 30-94; Smith, Alex 12-71; Warren, Paris 2-33; Liti, Mike 1-6; Team 3-minus 4.

PASSING: California-Rodgers, Aaron 15-25-0-224; Robertson, R. 4-7-0-22. Utah-Smith, Alex 18-27-0-136; Warren, Paris 0-1-0-0.

RECEIVING: California-McArthur, Geoff 8-130; Arrington, JJ 4-18; Toler, Burl 3-75; Echemandu, A. 2-8; Manderino, C. 1-8; Storer, Byron 1-7. Utah-Warren, Paris 9-66; Savoy, Steve 4-28; Latendresse, Tr 3-26; Moa, Ben 2-16.

TACKLES (UA-AT-TT): California-McCleskey, D. 7-6-13; Hunter, Wendell 1-9-10; Sverchek, Tom 1-8-9; Giordano, Matt 3-5-8; Blay-Miezah, F. 1-6-7; Lupoi, Tosh 1-6-7; Alexander, L. 1-5-6; Smith, Harrison 2-3-5; Gutierrez, Ryan 0-4-4; Parson, Monte 0-4-4; Riddle, Ryan 2-1-3; McGrath, Mike 1-2-3; Beckham, Josh 0-3-3; Mixon, Tim 0-3-3; Tremblay, Brian 0-3-3. Utah-Revill, Dave 8-3-11; Holdcraft, Ray 2-6-8; Scalley, Morgan 2-5-7; Dodds, Corey 1-4-5; Powell, Lewis 2-2-4; Toone, Spencer 1-3-4; Parker, Arnold 1-3-4; Harper, Shaun 1-2-3; Williams, Reza 1-2-3; Savage, Josh 0-3-3.

SACKS: California-none. Utah-Fifita, Steve 1-4.

Burl Toler racked up 75 yards receiving on three catches against Utah.

GAME 5 CAL 31, ILLINOIS 24

SEPT. 20 — MEMORIAL STADIUM — CHAMPAIGN, IL

This time, California stopped the comeback.

After two straight weeks of heartbreaking losses decided in the final two minutes, the Golden Bears held off a fast-charging Illinois squad to prevail, 31-24, in Champaign.

After building a 31-14 lead with just over 11 minutes left, the Illini drove down the field twice and got within seven points on John Gockman's 34-yard field goal with 1:44 to go. Illinois then recovered an onsides kick and moved to the Cal 8-yard-line with only four seconds remaining.

But on the game's final play, Cal LB Wendell Hunter rushed up the middle, sacking QB Jon Beutjer and preserved the Bears' victory.

Illinois used a methodical 14-play, 68-yard drive to begin the day's scoring, going up 7-0 on Beutjer's 10-yard pass to E.B. Halsey.


Cal, though, scored the next 21 points. After immediately answering the Illini's opening tally on a five-yard TD run by J.J. Arrington, WR Geoff McArthur capped a 54-yard march with a 14-yard touchdown catch from Aaron Rodgers.

Vincent Strang then put the Bears up by 14 with a 68-yard punt return. First starting to his right, Strang reversed field, picked up a key block by Ryan Riddle and raced down the left sideline into the end zone.

Cal's final touchdown, a five-yard run by Adimchinobe Echemandu, was set up by CB Brandon Sanders' 18-yard interception return to the Illini 26.

Rodgers, making his first start for Cal, completed 20-of-37 passes for 263 yards and one touchdown. McArthur hauled in 10 of the attempts for 155 yards — becoming the first Bear to catch at least 10 balls in a game since Dameane Douglas in 1998.

Hunter finished the day with 15 tackles, including three sacks, while ROV Donnie McCleskey added 12 tackles and one sack.



SCORING SUMMARY

1st Quarter

07:46 ILL - Halsey, EB 10 yd pass from Beutjer, Jon (Gockman, John kick), 14-68 5:06, CAL 0 - ILL 7

03:31 CAL - Arrington, JJ 5 yd run (Fredrickson, T. kick), 9-61 4:15, CAL 7 - ILL 7

2nd Quarter

07:16 CAL - McArthur, Geoff 14 yd pass from Rodgers, Aaron (Fredrickson, T. kick), 7-54 2:09, CAL 14 - ILL 7

00:23 CAL - Strang, Vincent 68 yd punt return (Fredrickson, T. kick), CAL 21 - ILL 7

3rd Quarter

14:40 ILL - Hayden, Kelvin 72 yd pass from Beutjer, Jon (Gockman, John kick), 1-78 0:20, CAL 21 - ILL 14

09:29 CAL - Echemandu, A. 5 yd run (Fredrickson, T. kick), 4-26 1:13, CAL 28 - ILL 14

4th Quarter


11:07 CAL - Fredrickson, T. 32 yd field goal, 12-70 5:13, CAL 31 - ILL 14

07:27 ILL - Halsey, EB 29 yd pass from Beutjer, Jon (Gockman, John kick), 8-80 3:40, CAL 31 - ILL 21

01:44 ILL - Gockman, John 34 yd field goal, 16-76 2:39, CAL 31 - ILL 24

	CAL	ILL
FIRSTDOWNS	22	26
RUSHES-YARDS(NET)	32-105	35-66
PASSING YDS(NET)	263	430
Passes Att-Comp-Int	37-20-0	57-35-1
TOTAL OFFENSE PLAYS-YARDS	69-368	92-496
Fumble Returns-Yards	0-0	0-0
Punt Returns-Yard	5-107	1-7
Kickoff Returns-Yards	4-94	4-91
Interception Returns-Yards	1-18	0-0
Punts (Number-Avg)	7-36.4	6-47.5
Fumbles-Lost	1-1	0-0
Penalties-Yards	5-26	3-40
Possession Time	26:40	33:20
Third-Down Conversions	5 of 13	13 of 23
Fourth-Down Conversions	0 of 0	1 of 2
Red-Zone Scores-Chances	4-5	2-4
Sacks By: Number-Yards	5-40	2-9

Score by Quarters	1	2	3	4	Score	Record
California	7	14	7	3	- 31	2-3
Illinois	7	0	7	10	- 24	1-3



RUSHING: California-Echemandu, A. 16-70; Arrington, JJ 10-27; Rodgers, Aaron 5-8; O'Keith, Marcus 1-0. Illinois-Halsey, EB 19-51; Virgil, Morris 6-22; Hayden, Kelvin 1-6; Thomas, Pierre 1-2; Beutjer, Jon 8-minus 15.

PASSING: California-Rodgers, Aaron 20-37-0-263. Illinois-Beutjer, Jon 35-57-1-430.

RECEIVING: California-McArthur, Geoff 10-155; Makonnen, J. 4-68; Toler, Burl 3-28; Strang, Vincent 1-7; Hall, Brandon 1-5; Cross, Garrett 1-0. Illinois-Hayden, Kelvin 11-158; Halsey, EB 7-93; Kornfeld, Mark 7-59; Hurst, Lonnie 6-65; Haywood, Brad 2-8; McGoey, Eric 1-44; McClellan, A. 1-3.

TACKLES (UA-AT-TT): California-Hunter, Wendell 8-7-15; McCleskey, D. 8-4-12; Gutierrez, Ryan 4-5-9; Foltz, Ryan 4-2-6; Hall, Brandon 5-0-5; Slater, Sid 3-2-5; Alexander, L. 4-0-4; McGrath, Mike 4-0-4; Blay-Miezah, F. 2-2-4; Bethea, James 3-0-3; Hughes, D. 2-1-3; Giordano, Matt 2-1-3; Beckham, Josh 2-1-3. Illinois-Taylor, Winston 11-5-16; Ball, Alan 6-2-8; Myers, Ty 5-2-7; Mason, Antonio 3-3-6; Williams, T. 3-2-5; Sinclair, Matt 2-3-5; Ray, Darnell 4-0-4; Jackson, Marc 1-3-4; McGoey, Eric 1-2-3; Bevis, Joe 0-3-3.

SACKS: California-Hunter, Wendell 3-26; Povio, Brandon 1-8; McCleskey, D. 1-6. Illinois-Taylor, Winston 1-6; Jackson, Marc 1-0; Robinson, Lee 1-0.

Vincent Strang put the Bears up by 14 points with a 68-yard punt return for a touchdown in the final minute of the second quarter.

GAME 6

CAL 34, USC 31 3OT

SEPT. 27 — MEMORIAL STADIUM — BERKELEY, CA

Tyler Fredrickson booted a 38-yard field goal in the third overtime period to lift Cal to one of the biggest regular-season wins in school history, 34-31, over USC.

In defeating the third-ranked Trojans, the Bears beat a Top 3 team for the first time since knocking off No. 3 Stanford in the 1951 Big Game. It was also Cal's first victory over a Top 5 opponent since topping USC in 1975.

Early in the game, the Bears seemed to move the ball with ease behind quarterback Aaron Rodgers, who was 17-for-21 for 203 yards and two touchdowns in the first half. However, Cal lost out on several opportunities to build its lead, with a pair of fumbles and an interception in the end zone.


USC eventually tied the score at 21-all on a Lofa Tatupu 26-yard interception return for a TD. Reggie Robertson then replaced Rodgers at quarterback for the Bears, and he put Cal in scoring position midway through the fourth quarter. Fredrickson's career-long 51-yard field goal put the Bears ahead, 24-21.

Cal had a chance to extend its lead, but a second 51-yard FG attempt was blocked. USC, then, marched down the field and tied the game with just 16 seconds left in regulation.

In the first overtime, USC fumbled inside the Cal 5-yard-line, but the Bears could not put the game away when another field goal attempt was blocked.

Both teams posted touchdowns in the second extra period. In the third OT, Ryan Killeen's 39-yard field goal attempt for USC sailed wide right, setting up Fredrickson's heroics.

Adimchinobe Echemandu set a career high with 147 yards on the ground — becoming the first rusher to gain 100+ yards in 17 games vs. the Trojans.



Score by Qtrs.	1	2	3	4	OT	OT	OT	Score	Record
USC	7	0	14	3	0	7	0	31	3-1, 0-1
California	7	14	0	3	0	7	3	34	3-3, 1-0



SCORING SUMMARY

1st Quarter

11:02 CAL - Rodgers, Aaron 3 yd run (Fredrickson, T. kick), 9-77 3:58, USC 0 - CAL 7

02:47 USC - Dominique Byrd 27 yd pass from Matt Leinart (Ryan Killeen kick), 8-69 2:07, USC 7 - CAL 7

2nd Quarter

14:12 CAL - Cross, Garrett 2 yd pass from Rodgers, Aaron (Fredrickson, T. kick), 7-58 3:35, USC 7 - CAL 14

08:09 CAL - Toler, Burl 27 yd pass from Rodgers, Aaron (Fredrickson, T. kick), 10-83 4:24, USC 7 - CAL 21

3rd Quarter

07:26 USC - LenDale White 6 yd run (Ryan Killeen kick), 6-80 2:07, USC 14 - CAL 21

07:16 USC - Lofa Tatupu 26 yd interception return (Ryan Killeen kick), USC 21 - CAL 21

4th Quarter

09:04 CAL - Fredrickson, T. 51 yd field goal, 11-61 5:56, USC 21 - CAL 24

00:16 USC - Ryan Killeen 33 yd field goal, 11-34 4:38, USC 24 - CAL 24

Overtime

15:00 CAL - Makonnen, J. 20 yd pass from Robertson, R. (Fredrickson, T. kick), 10-0 0:00, USC 24 - CAL 31

15:00 USC - Keary Colbert 10 yd pass from Matt Leinart (Ryan Killeen kick), 10-0 0:00, USC 31 - CAL 31

15:00 CAL - Fredrickson, T. 38 yd field goal, 4-4 0:00, USC 31 - CAL 34

	USC	CAL
FIRSTDOWNS	18	24
RUSHES-YARDS(NET)	24-99	48-143
PASSING YDS(NET)	277	326
Passes Att-Comp-Int.	39-21-3	37-27-2
TOTAL OFFENSE PLAYS-YARDS	63-376	85-469
Fumble Returns-Yards	0-0	0-0
Punt Returns-Yards	1-5	4-36
Kickoff Returns-Yards	3-51	4-72
Interception Returns-Yards	2-26	3-15
Punts (Number-Avg)	5-40.4	3-37.7
Fumbles-Lost	1-1	2-2
Penalties-Yards	8-73	7-60
Possession Time	21:34	38:26
Third-Down Conversions	3 of 12	11 of 18
Fourth-Down Conversions	1 of 1	0 of 0
Red-Zone Scores-Chances	3-4	3-5
Sacks By: Number-Yards	2-11	0-0

RUSHING: Southern California-Hershel Dennis 14-53; Mike Williams 1-17; Keary Colbert 1-11; Reggie Bush 4-7; LenDale White 2-6; Matt Leinart 2-5. California-Echemandu, A. 34-147; Strang, Vincent 1-4; Rodgers, Aaron 8-1; O'Keith, Marcus 2-minus 1; TEAM 1-minus 1; Robertson, R. 2-minus 7.

PASSING: Southern California-Matt Leinart 21-39-3-277. California-Rodgers, Aaron 18-25-2-217; Robertson, R. 9-12-0-109.

RECEIVING: Southern California-Keary Colbert 8-81; Mike Williams 6-96; Dominique Byrd 2-60; G Guenther Jr 2-24; Hershel Dennis 2-7; Steve Smith 1-9. California-Makonnen, J. 7-104; Cross, Garrett 7-41; McArthur, Geoff 5-57; Toler, Burl 4-81; Echemandu, A. 2-35; Manderino, C. 1-5; Arrington, JJ 1-3.

TACKLES (UA-AT-TT): Southern California-Leach, Jason 10-1-11; Simmons, Melvin 7-2-9; Bing, Darnell 6-3-9; Tatupu, Lofa 8-0-8; Grootegoed, M. 6-2-8; Poole, Will 4-3-7; Nazel, Omar 5-0-5; Patterson, Mike 4-1-5; Udeze, Kenechi 3-1-4; Urquhart, D. 3-0-3; Cody, Shaun 2-1-3; Allmond, M. 2-1-3. California-Hughes, D. 8-0-8; Hunter, Wendell 6-1-7; McCleskey, D. 5-0-5; Smith, Harrison 4-0-4; Slater, Sid 3-0-3; McGrath, Mike 3-0-3; Gutierrez, Ryan 2-1-3.

SACKS: Southern California-Patterson, Mike 1-5; Grootegoed, M. 0.5-3; Cody, Shaun 0.5-3. California-none.

Jonathan Makonnen caught seven passes for 104 yards against USC, including a 20-yard TD from Reggie Robertson in the second overtime.

GAME 7 **OREGON STATE 35, CAL 21**

OCT. 4 — MEMORIAL STADIUM — BERKELEY, CA

Steven Jackson rushed for 227 yards on 35 carries and scored three touchdowns as Oregon State defeated Cal for the fifth straight time, 35-21, on a day when both teams showcased their star running backs.

Beavers quarterback Derek Anderson completed 18-of-27 passes for 224 yards and two touchdowns as OSU controlled the clock to win its fourth in a row.

Adimchinobe Echemandu had his third 100-yard game of the season for Cal and second in two weeks with 146 yards on 19 carries for two touchdowns.

Echemandu had 82 of Cal's 98 first-half yards, including a 10-yard catch. Then, on Cal's first offensive series of the second half, Echemandu gained 60 of his team's 80 yards in a scoring drive that was capped by his 2-yard TD run.

Jackson answered right back with a 66-yard gain that led to an Oregon State score, his own 3-yard TD catch from Anderson for a 35-21 lead.

A week after a thrilling, triple-overtime 34-31 victory over USC, Cal couldn't establish a passing game. Receiver Geoff McArthur faced double coverage most of the day and finished with one catch for 13 yards, and the Beavers frequently blitzed to keep quarterback Aaron Rodgers under constant pressure.

The Bears' 52 yards passing was their lowest total since throwing for 89 yards in a 21-17 loss to Washington State on Sept. 30, 2000.

Daymeion Hughes intercepted Anderson late in the first quarter and returned it 72 yards for Cal's first touchdown.



SCORING SUMMARY

1st Quarter

10:55 OSU - Derek Anderson 2 yd run (Kirk Yliniemi kick), 9-82 4:05, OSU 7 - CAL 0

06:14 OSU - Steven Jackson 7 yd run (Kirk Yliniemi kick), 3-15 1:13, OSU 14 - CAL 0

01:49 CAL - Hughes, D. 72 yd interception return (Fredrickson, T. kick), OSU 14 - CAL 7

00:59 OSU - Steven Jackson 12 yd run (Kirk Yliniemi kick), 3-50 0:50, OSU 21 - CAL 7

2nd Quarter

02:27 OSU - Tim Euhus 20 yd pass from Derek Anderson (Kirk Yliniemi kick), 10-81 5:05, OSU 28 - CAL 7

00:52 CAL - Echemandu, A. 1 yd run (Fredrickson, T. kick), 5-75 1:35, OSU 28 - CAL 14

3rd Quarter

08:55 CAL - Echemandu, A. 2 yd run (Fredrickson, T. kick), 11-80 6:05, OSU 28 - CAL 21

06:01 OSU - Steven Jackson 5 yd pass from Derek Anderson (Kirk Yliniemi kick), 7-80 2:54, OSU 35 - CAL 21

	OSU	CAL
FIRSTDOWNS	24	19
RUSHES-YARDS (NET)	53-269	29-185
PASSING YDS (NET)	224	52
Passes Att-Comp-Int	27-18-1	34-9-1
TOTAL OFFENSE PLAYS-YARDS	80-493	63-237
Fumble Returns-Yards	0-0	0-0
Punt Returns-Yards	3-4	1-15
Kickoff Returns-Yards	2-16	5-112
Interception Returns-Yards	1-22	1-72
Punts (Number-Avg)	7-41.9	7-34.6
Fumbles-Lost	0-0	1-1
Penalties-Yards	13-151	6-70
Possession Time	35:27	24:33
Third-Down Conversions	6 of 14	2 of 14
Fourth-Down Conversions	0 of 0	2 of 4
Red-Zone Scores-Chances	5-6	2-2
Sacks By: Number-Yards	0-0	1-10

RUSHING: Oregon St.-Steven Jackson 35-227; Dwight Wright 13-37; Kenny Farley 1-9; Derek Anderson 4-minus 4. California-Echemandu, A. 19-146; Rodgers, Aaron 6-34; O'Keith, Marcus 2-10; Manderino, C. 1-0; Strang, Vincent 1-minus 5.

PASSING: Oregon St.-Derek Anderson 18-27-1-224. California-Rodgers, Aaron 9-34-1-52.

RECEIVING: Oregon St.-Joe Newton 5-40; James Newson 4-79; Tim Euhus 4-65; Kenny Farley 2-12; Steven Jackson 2-12; George Gillett 1-16. California-Strang, Vincent 3-25; Toler, Burl 2-7; Echemandu, A. 2-7; McArthur, Geoff 1-13; Cross, Garrett 1-0.

TACKLES (UA-AT-TT): Oregon St.-Turner, L. 5-1-6; Meeuwsen, Mitch 4-1-5; Seigler, R. 4-1-5; Browner, B. 3-2-5; Bray, Trent 3-1-4; Swancutt, Bill 3-0-3. California-Gutierrez, Ryan 12-1-13; Hunter, Wendell 8-0-8; Lupoi, Tosh 6-0-6; Smith, Harrison 6-0-6; Hughes, D. 4-0-4; Giordano, Matt 4-0-4; Sverchek, Tom 3-1-4; Blay-Miezah, F. 3-0-3; Riddle, Ryan 3-0-3.

SACKS: Oregon St.-none. California-Blay-Miezah, F. 1-10.



Daymeion Hughes intercepted OSU quarterback Derek Anderson late in the first quarter and returned it 72 yards for Cal's first touchdown.

GAME 8 **UCLA 23, CAL 20 OT**

OCT. 18 — ROSE BOWL — PASADENA, CA

Justin Medlock kicked a 41-yard field goal in overtime as UCLA outlasted Cal, 23-20, thwarting a Bear rally that tied the score in the closing seconds of regulation.

Trailing since early in the game, the Bears scored a touchdown and two-point conversion with 11 seconds remaining to force overtime. Their comeback ended, however, when Tyler Frederickson's 50-yard field-goal attempt hit the left upright.

The Bruins got the ball first in overtime and managed just one yard before Medlock trotted on and drilled his kick.

The Bears wound up with a longer field goal try after Aaron Rodgers dumped the ball off to Adimchinobe Echemandu on third-and-9 from the 24. Echemandu tried to reverse his field and scramble into the open — but instead was dropped for a 9-yard loss.

Rodgers threw a 35-yard scoring pass to Burl Toler on fourth-and-10 with 11 seconds left in regulation. Toler caught the pass at the two and spun over the goal line as a defender hit him. Rodgers then rolled right and threw to Echemandu, who was just over the goal line, for the conversion to tie it at 20.


Rodgers, who finished 28-of-41 for 322 yards, engineered the 68-yard scoring drive that started with 2:19 remaining.

Spencer Hayner twice blocked Frederickson field goal tries earlier in the game, the second resulting in Brandon Chillar's fourth-quarter 65-yard TD return when the Bears were threatening to take the lead.

Trailing 14-3, the Bears closed within two points with a field goal and a touchdown in a 2:19 span of the third quarter.

After Frederickson kicked a 39-yarder, the Bears got the ball back on the UCLA 6 when Wendell Hunter recovered a Drew Olson fumble. The Bruins' quarterback lost the ball as he was being sacked by Monte Parson.

Two plays later, Rodgers scored on a quarterback draw from three yards out. His pass on the two-point conversion attempt sailed high over the head of Geoff McArthur.



SCORING SUMMARY

1st Quarter

09:03 UCLA - Lewis, Mercedes 31 yd pass from Olson, Drew (Medlock, Justin kick), 7-66 1:57, CAL 0 - UCLA 7

02:51 CAL - Fredrickson, T. 47 yd field goal, 11-57 6:12, CAL 3 - UCLA 7

3rd Quarter

11:53 UCLA - Bragg, Craig 40 yd pass from Olson, Drew (Medlock, Justin kick), 7-80 3:07, CAL 3 - UCLA 14

08:28 CAL - Fredrickson, T. 39 yd field goal, 9-57 3:25, CAL 6 - UCLA 14

06:19 CAL - Rodgers, Aaron 3 yd run (Rodgers, Aaron pass failed), 2-5 0:47, CAL 12 - UCLA 14

4th Quarter

13:01 UCLA - Chillar, Brando 65 yd missed FG return (Kluwe, Chris rush failed), , CAL 12 - UCLA 20

00:11 CAL - Toler, Burl 35 yd pass from Rodgers, Aaron (Echemandu, A. pass), 8-68 1:59, CAL 20 - UCLA 20

Overtime

15:00 UCLA - Medlock, Justin 41 yd field goal, 9-0 0:11, CAL 20 - UCLA 23

	CAL	UCLA
FIRSTDOWNS	22	16
RUSHES-YARDS (NET)	35-75	39-55
PASSING YDS (NET)	322	173
Passes Att-Comp-Int	42-28-0	20-9-0
TOTAL OFFENSE PLAYS-YARDS	77-397	59-228
Fumble Returns-Yards	0-0	0-0
Punt Returns-Yards	3-15	2-(-3)
Kickoff Returns-Yards	1-8	2-33
Interception Returns-Yards	0-0	0-0
Punts (Number-Avg)	5-45.0	7-45.6
Fumbles-Lost	1-0	3-1
Penalties-Yards	7-55	5-45
Possession Time	35:54	24:06
Third-Down Conversions	4 of 16	7 of 16
Fourth-Down Conversions	1 of 1	0 of 0
Red-Zone Scores-Chances	2-3	0-0
Sacks By: Number-Yards	6-65	5-28

RUSHING: California-Echemandu, A. 15-42; Rodgers, Aaron 16-21; O'Keith, Marcus 2-14; Arrington, JJ 2-minus 2. UCLA-Drew, Maurice 12-55; Ebell, Tyler 15-54; White, Manuel 4-14; TEAM 1-minus 1; Olson, Drew 7-minus 67.

PASSING: California-Rodgers, Aaron 28-41-0-322; TEAM 0-1-0-0. UCLA-Olson, Drew 9-20-0-173.

RECEIVING: California-McArthur, Geoff 9-128; Toler, Burl 7-104; Echemandu, A. 7-33; O'Keith, Marcus 2-18; Gray, David 1-15; Manderino, C. 1-15; Strang, Vincent 1-9. UCLA-Lewis, Mercedes 4-67; Bragg, Craig 2-54; Taylor, Junior 2-49; Norton, Pat 1-3.

TACKLES (UA-AT-TT): California-McCleskey, D. 8-2-10; Lupoi, Tosh 5-0-5; Gutierrez, Ryan 4-1-5; Hunter, Wendell 3-2-5; Parson, Monte 4-0-4; Sverchek, Tom 3-0-3; Tremblay, Brian 3-0-3; Blay-Miezah, F. 2-1-3; Riddle, Ryan 1-2-3. UCLA-Chillar, Brandon 8-4-12; London, Justin 8-3-11; Ball, Dave 7-0-7; Emanuel II, Ben 4-3-7; Short, Keith 4-2-6; Havner, Spencer 3-3-6; Clark, Matthew 4-1-5; Page, Jarrad 3-1-4; Leisle, Rodney 2-2-4; Boschetti, Ryan 3-0-3.

SACKS: California-Parson, Monte 2-28; Lupoi, Tosh 1-15; Maningo, Joe 1-10; Riddle, Ryan 1-7; Sverchek, Tom 1-5. UCLA-Ball, Dave 3-17; London, Justin 1-7; Leisle, Rodney 1-4.

Score by Quarters	1	2	3	4	OT	Score	Record
California	3	0	9	8	0	20	3-5, 1-2
UCLA	7	0	7	6	3	23	5-2, 3-0



Tom Sverchek tallied three tackles and a sack against the Bruins.

GAME 9 **CAL 42, ARIZONA 14**

OCT. 25 — MEMORIAL STADIUM — BERKELEY, CA

Adimchinobe Echemandu rushed for a career-high 201 yards and three touchdowns, and J.J. Arrington ran for two more scores as Cal romped past Arizona, 42-14.

The Bears snapped a two-game losing streak and avenged a 52-41 loss to the Wildcats at Memorial Stadium last season with an impressive ground game led by Echemandu.

Echemandu, the Pac-10's second-leading rusher entering the weekend, had 137 yards and two scores before halftime. The Bears pounded out a total of 327 yards rushing — their biggest total since 1992 against San Jose State.

Freshman Kris Heavner passed for 180 yards and a score in his fourth straight start for the Wildcats.


Cal overcame a slow start with three scoring drives in 11 minutes during the second quarter. All ended in TD runs — the first on a goal-line hurdle by Arrington, who finished with 92 yards.

Echemandu added two more scores, the second on a 49-yard run through the heart of the defense. Echemandu gained all 72 yards on the three-play scoring drive, which featured an aggressive block by quarterback Aaron Rodgers as he raced down field alongside his running back.

Echemandu scored again on a 6-yard run late in the third quarter, and Arrington added a 45-yard TD run down the Arizona sideline in the opening minute of the fourth.

Rodgers passed for 93 yards, and backup Reggie Robertson scored the Bears' final touchdown on a 1-yard dive with 8:04 left.

Arizona had several scoring chances in the first half, but Heavner threw an interception at the Cal 7, kicker Bobby Gill missed two field goals and Biren Ealy dropped an easy touchdown pass.



SCORING SUMMARY

2nd Quarter

14:14 CAL - Arrington, JJ 1 yd run (Fredrickson, T. kick), 10-44 4:59, ARIZ 0 - CAL 7

07:20 CAL - Echemandu, A. 1 yd run (Fredrickson, T. kick), 6-46 2:10, ARIZ 0 - CAL 14

03:30 CAL - Echemandu, A. 49 yd run (Fredrickson, T. kick), 3-67 0:35, ARIZ 0 - CAL 21

3rd Quarter

12:43 ARIZ - Steve Fleming 3 yd pass from Kris Heavner (Bobby Gill kick), 6-65 2:17, ARIZ 7 - CAL 21

04:12 CAL - Echemandu, A. 6 yd run (Fredrickson, T. kick), 9-71 3:19, ARIZ 7 - CAL 28

4th Quarter

14:16 CAL - Arrington, JJ 45 yd run (Fredrickson, T. kick), 4-80 1:22, ARIZ 7 - CAL 35

08:04 CAL - Robertson, R. 1 yd run (Fredrickson, T. kick), 9-42 5:13, ARIZ 7 - CAL 42

05:37 ARIZ - Michael Bell 49 yd run (Bobby Gill kick), 5-80 2:27, ARIZ 14 - CAL 42

	ARIZ	CAL
FIRSTDOWNS	19	25
RUSHES-YARDS (NET)	28-201	59-327
PASSING YDS (NET)	201	117
Passes Att-Comp-Int	34-18-2	18-11-0
TOTAL OFFENSE PLAYS-YARDS	62-402	77-444
Fumble Returns-Yards	0-0	0-0
Punt Returns-Yards	3-20	3-4
Kickoff Returns-Yards	4-68	2-28
Interception Returns-Yards	0-0	2-53
Punts (Number-Avg)	6-42.0	5-42.4
Fumbles-Lost	0-0	2-0
Penalties-Yards	8-74	6-47
Possession Time	24:12	35:48
Third-Down Conversions	2 of 11	10 of 16
Fourth-Down Conversions	0 of 0	1 of 1
Red-Zone Scores-Chances	1-3	4-4
Sacks By: Number-Yards	2-7	1-7

Score by Quarters	1	2	3	4	Score	Record
Arizona	0	0	7	7	- 14	1-7, 0-4
California	0	21	7	14	- 42	4-5, 2-2



RUSHING: Arizona-Michael Bell 19-182; C. Farmer 7-21; Nic Costa 1-5; Kris Heavner 1-minus 7. California-Echemandu, A. 30-201; Arrington, JJ 11-92; O'Keith, Marcus 6-28; Lyman, Chase 1-5; Manderino, C. 1-4; Storer, Byron 1-2; Robertson, R. 2-1; Rodgers, Aaron 5-minus 2; TEAM 2-minus 4.

PASSING: Arizona-Kris Heavner 17-31-1-186; Nic Costa 1-3-1-15. California-Rodgers, Aaron 9-16-0-93; Robertson, R. 1-1-0-19; Schwartz, R. 1-1-0-5.

RECEIVING: Arizona-Ricky Williams 6-79; Biren Ealy 4-50; Steve Fleming 4-31; Mike Jefferson 1-14; Michael Bell 1-13; Lance Relford 1-8; Gilbert Harris 1-6. California-McArthur, Geoff 4-54; Toler, Burl 4-42; Cross, Garrett 1-14; Rust, John 1-5; Arrington, JJ 1-2.

TACKLES (UA-AT-TT): Arizona-Siofele, Joe 10-1-11; Wingate, Tony 7-2-9; Johnson, Kirk 6-1-7; Sherman, Zeonte 5-1-6; Hardt, Clay 4-0-4; Jolivet, M. 4-0-4; Williams, C. 3-0-3; Love, Gary 3-0-3; Howard, Patrick 3-0-3; Bryan, Copeland 2-1-3; Brooks, Darrell 2-1-3. California-Gutierrez, 10-3-13; McCleskey, D. 4-2-6; Hunter, Wendell 3-0-3; Blay-Miezah, F. 3-0-3; Lupoi, Tosh 2-1-3; Bethea, James 2-1-3; Giordano, Matt 2-1-3; Maningo, Joe 2-1-3.

SACKS: Arizona-Torrey, Andre 1-6; Siofele, Joe 1-1. California-Riddle, Ryan 0.5-4; Parson, Monte 0.5-3.

J.J. Arrington scored two rushing touchdowns for the Bears, including a 45-yard run early in the fourth quarter that gave Cal a 35-7 lead.

GAME 10 **CAL 51, ARIZONA STATE 23**

NOV. 1 — SUN DEVIL STADIUM — TEMPE, AZ

Aaron Rodgers threw for 307 yards and three touchdowns, and Adimchinobe Echemandu became the 10th Cal runner to have a 1,000-yard season in the Bears' 51-23 victory over Arizona State.

Rodgers threw scoring strikes of 43 yards to Geoff McArthur, 5 to Burl Toler and 8 to Vincent Strang. He also went a third consecutive game without an interception, running his string to 79 passes, in a 17-for-22 performance.

Echemandu gained 128 yards on 21 carries, scoring on runs of 3 and 2 yards, to give him 1,009 yards for the season.

J.J. Arrington added a 24-yard scoring run, and Tyler Fredrickson kicked three field goals for the Bears.



Cal scored 30 unanswered points after Arizona State trimmed its deficit to 21-17 on a 2-yard run by Loren Wade with 9:32 left in the second quarter.

Echemandu broke a 48-yard run to set up his 3-yard TD run with 3:22 left in the first quarter, and the Bears took a 21-10 lead on Toler's 5-yard scoring grab 1:34 into the second quarter.

Arizona State, which never managed better than a 7-all tie in the game, got back within four points on the scoring run by Loren Wade.

But Arrington broke away for his TD, Rodgers passed to Strang for another and Fredrickson had 29- and 33-yard field goals in the final 6:41 of the second quarter.

Score by Quarters	1	2	3	4	Score	Record
California	14	27	7	3	- 51	5-5, 3-2
Arizona State	10	7	0	6	- 23	4-5, 1-4



SCORING SUMMARY

1st Quarter

09:01 CAL - McArthur, Geoff 43 yd pass from Rodgers, Aaron (Fredrickson, T. kick), 2-80 0:16, CAL 7 - ASU 0
 05:51 ASU - Fulton, Skyler 32 yd pass from Walter, Andrew (Ainsworth, J. kick), 10-71 3:10, CAL 7 - ASU 7
 03:22 CAL - Echemandu, A. 3 yd run (Fredrickson, T. kick), 7-80 2:29, CAL 14 - ASU 7
 00:28 ASU - Ainsworth, J. 31 yd field goal, 8-66 2:54, CAL 14 - ASU 10

2nd Quarter

13:26 CAL - Toler, Burl 5 yd pass from Rodgers, Aaron (Fredrickson, T. kick), 5-80 2:02, CAL 21 - ASU 10
 09:32 ASU - Wade, Loren 2 yd run (Ainsworth, J. kick), 11-80 3:54, CAL 21 - ASU 17
 06:41 CAL - Arrington, JJ 24 yd run (Fredrickson, T. kick), 6-65 2:51, CAL 28 - ASU 17
 04:35 CAL - Fredrickson, T. 29 yd field goal, 5-19 1:51, CAL 31 - ASU 17
 00:43 CAL - Strang, Vincent 8 yd pass from Rodgers, Aaron (Fredrickson, T. kick), 6-75 3:03, CAL 38 - ASU 17
 00:03 CAL - Fredrickson, T. 33 yd field goal, 6-20 0:40, CAL 41 - ASU 17

3rd Quarter

11:08 CAL - Echemandu, A. 2 yd run (Fredrickson, T. kick), 6-43 2:01, CAL 48 - ASU 17

4th Quarter

13:25 CAL - Fredrickson, T. 47 yd field goal, 10-51 5:50, CAL 51 - ASU 17
 06:55 ASU - Lewis, Jamaal 11 yd pass from Keller, Sam (Ainsworth, J. kick failed), 7-69 2:54, CAL 51 - ASU 23

	CAL	ASU
FIRSTDOWNS	24	24
RUSHES-YARDS(NET)	45-232	36-98
PASSING YDS(NET)	307	253
Passes Att-Comp-Int	23-17-0	36-17-2
TOTAL OFFENSE PLAYS-YARDS	68-539	72-351
Fumble Returns-Yards	0-0	0-0
Punt Returns-Yards	2-1	2-9
Kickoff Returns-Yards	3-40	5-86
Interception Returns-Yards	2-6	0-0
Punts (Number-Avg)	4-40.8	4-46.5
Fumbles-Lost	1-1	2-2
Penalties-Yards	7-70	7-70
Possession Time	32:03	27:57
Third-Down Conversions	5 of 12	5 of 14
Fourth-Down Conversions	0 of 0	0 of 1
Red-Zone Scores-Chances	6-6	4-6
Sacks By: Number-Yards	5-28	1-3

RUSHING: California-Echemandu, A. 21-128; Arrington, JJ 7-52; O'Keith, Marcus 6-35; Rodgers, Aaron 4-12; Storer, Byron 3-6; Manderino, C. 1-4; Torgersen, S. 1-1; Porter, Michael 2-minus 6. Arizona State-Wade, Loren 22-107; Hill, Hakim 7-22; Hill, Randy 1-4; Walter, Andrew 2-minus 14; Keller, Sam 4-minus 21.

PASSING: California-Rodgers, Aaron 17-22-0-307; TEAM 0-1-0-0. Arizona State-Walter, Andrew 11-26-2-170; Keller, Sam 6-10-0-83.

RECEIVING: California-McArthur, Geoff 4-160; Toler, Burl 3-45; Arrington, JJ 3-39; Hall, Brandon 3-17; Cross, Garrett 2-29; Manderino, C. 1-9; Strang, Vincent 1-8. Arizona State-Fulton, Skyler 5-85; Hagan, Derek 5-61; Richardson, T. 3-42; Lewis, Jamaal 2-16; Hill, Hakim 1-32; Burghgraef, L. 1-17.

TACKLES (UA-AT-TT): California-McCleskey, D. 6-2-8; Gutierrez, Ryan 4-4-8; Bethea, James 5-2-7; Hall, Brandon 4-1-5; Foltz, Ryan 3-2-5; Hunter, Wendell 3-1-4; Tremblay, Brian 2-1-3; Sverchek, Tom 2-1-3; Riddle, Ryan 2-1-3; Maningo, Joe 1-2-3. Arizona State-Shivers, Jason 10-1-11; Jones, Shane 5-2-7; Banks, Connor 5-0-5; Burks, Justin 4-1-5; Stewart, R. 3-2-5; Golden, Josh 4-0-4; Thrower, I. 3-0-3; Williams, Jamar 3-0-3; Verdon, Jimmy 1-2-3; McKenzie, Chris 1-2-3.

SACKS: California-Hunter, Wendell 1-9; Mebane, Brandon 1-9; Riddle, Ryan 1-3; Tremblay, Brian 0.5-2; Maningo, Joe 0.5-2; Cafaro, J.D. 0.5-2; Slater, Sid 0.5-1. Arizona State-Banks, Connor 1-3.

Adimchinobe Echemandu broke the 1,000-yard mark for the season with 128 yards on 21 carries, including two scores, against ASU.

GAME 11 OREGON 21, CAL 17

NOV. 8 — AUTZEN STADIUM — EUGENE, OR

Quarterback Kellen Clemens returned from a first-half benching to lead Oregon to a pair of late scores, and the Ducks rallied to beat Cal, 21-17.

Clemens threw a 31-yard touchdown pass to Tim Day with 4:19 remaining and Terence Whitehead scored on a 1-yard option run with 47 seconds left as the Ducks erased a 17-7 deficit.

Clemens was replaced by Jason Fife in the second quarter after starting 1-for-6 for 14 yards. He finished 9-for-18 for 117 yards.

The game was delayed for 23 minutes when the lights on the south side of Autzen Stadium went out with 14:40 left in the game because of a control problem in the stadium's computerized lighting system.

The loss spoiled the return to Eugene for Cal coach Jeff Tedford, who left an assistant's job at Oregon in 2001 to take over the Bears. It was the first time Tedford's new team had faced his old one.

The Bears had one last chance to win when they took over with 47 seconds left and drove down to the Oregon 33 before quarterback Aaron Rodgers was intercepted by Keith Lewis with four seconds remaining.

The Ducks' game-winning drive began at the Bears' 43 and nearly stalled when Clemens threw back-to-back incompletions on second and third down. On fourth-and-2 from the 35, Clemens found receiver Demetrius Williams open for a 19-yard gain.

Clemens re-entered the game on the Ducks' previous possession, and completed 4-of-5 passes for 63 yards. Day scored on a 31-yard play, breaking three tackles on his way to the end zone.

Cal struck first on a 1-yard run by Adimchinobe Echemandu early in the second quarter that capped a 17-play, 87-yard drive.

Fife then led the Ducks down the field before hitting Samie Parker on a 13-yard fade pattern for the score to tie it. Fife connected on all four of his passes for 68 yards on the drive, including a 32-yard completion to Williams on third-and-17 from the Ducks 17.

The Bears took a 10-7 lead into halftime on a career-long 53-yard field goal by Tyler Fredrickson late in the second quarter.



SCORING SUMMARY

2nd Quarter

14:56 CAL - Echemandu, A. 1 yd run (Fredrickson, T. kick), 17-87 9:06, CAL 7 - ORE 0

06:51 ORE - Parker, Samie 13 yd pass from Fife, Jason (Siegel, Jared kick), 9-76 3:36, CAL 7 - ORE 7

02:41 CAL - Fredrickson, T. 53 yd field goal, 10-45 4:10, CAL 10 - ORE 7

4th Quarter

10:07 CAL - Cross, Garrett 18 yd pass from Rodgers, Aaron (Fredrickson, T. kick), 8-56 3:12, CAL 17 - ORE 7

04:19 ORE - Day, Tim 31 yd pass from Clemens, Kellen (Siegel, Jared kick), 6-66 2:16, CAL 17 - ORE 14

00:47 ORE - Whitehead, T. 1 yd run (Siegel, Jared kick), 9-43 1:28, CAL 17 - ORE 21

	CAL	ORE
FIRSTDOWNS	17	16
RUSHES-YARDS (NET)	40-106	27-94
PASSING YDS (NET)	188	224
Passes Att-Comp-Int	27-15-1	34-17-0
TOTAL OFFENSE PLAYS-YARDS	67-294	61-318
Fumble Returns-Yards	0-0	0-0
Punt Returns-Yards	2-7	4-44
Kickoff Returns-Yards	2-34	4-112
Interception Returns-Yards	0-0	1-22
Punts (Number-Avg)	7-43.0	7-36.0
Fumbles-Lost	0-0	0-0
Penalties-Yards	7-45	8-66
Possession Time	37:40	22:20
Third-Down Conversions	6 of 15	4 of 13
Fourth-Down Conversions	0 of 0	1 of 1
Red-Zone Scores-Chances	2-2	2-2
Sacks By: Number-Yards	2-11	2-12

RUSHING: California-Echemandu, A. 24-65; Rodgers, Aaron 9-26; Arrington, JJ 5-18; Manderino, C. 1-7; Strang, Vincent 1-minus 10. Oregon-Fife, Jason 5-35; Rosario, Dante 6-29; Whitehead, T. 10-28; Weatherspoon, K 1-4; Parker, Samie 1-2; TEAM 1-minus 1; Clemens, Kellen 3-minus 3.

PASSING: California-Rodgers, Aaron 15-27-1-188. Oregon-Clemens, Kellen 9-18-0-117; Fife, Jason 8-16-0-107.

RECEIVING: California-McArthur, Geoff 5-42; Cross, Garrett 3-59; Echemandu, A. 2-38; Toler, Burl 2-24; Hall, Brandon 2-21; Manderino, C. 1-4. Oregon-Parker, Samie 6-63; Day, Tim 4-69; Williams, D. 3-60; Whitehead, T. 2-11; Weatherspoon, K 1-15; Floberg, Matt 1-6.

TACKLES (UA-AT-TT): California-Hunter, Wendell 7-2-9; McCleskey, D. 7-0-7; Maningo, Joe 4-0-4; Smith, Harrison 3-0-3; Gutierrez, Ryan 3-0-3; Blay-Miezah, F. 3-0-3; Giordano, Matt 2-1-3; Riddle, Ryan 2-1-3. Oregon-Olshansky, Igor 9-1-10; Mitchell, Kevin 7-3-10; Matson, Jerry 9-0-9; Lewis, Keith 6-1-7; Martin, David 4-3-7; Phinisee, J. 6-0-6; Binns, Marques 4-1-5; Dorsey, Quinn 3-2-5; Long, Devan 2-2-4; Valenzuela, R. 0-3-3.

SACKS: California-Tago, Ray 1-7; Alexander, L. 1-4. Oregon-Dorsey, Quinn 1-7; Mitchell, Kevin 1-5.

Score by Quarters	1	2	3	4	Score	Record
California	0	10	0	7	- 17	5-6, 3-3
Oregon	0	7	0	14	- 21	6-4, 3-3



Garrett Cross scored on an 18-yard touchdown on a pass from Aaron Rodgers in the fourth quarter against the Ducks.

GAME 12 **CAL 54, WASHINGTON 7**

NOV. 15 — MEMORIAL STADIUM — BERKELEY, CA

Geoff McArthur had six catches for a career-high 180 yards, including a 79-yard touchdown reception in the opening seconds, and Cal set a school record with 729 total yards in a 54-7 rout of Washington.

Aaron Rodgers was 20-for-33 for 348 yards and three touchdowns and also ran for a score.

Cal ended a 28-year home losing streak to the Huskies with the Golden Bears' most lopsided victory in the series since 1921 when they won 72-3.

J.J. Arrington carried 14 times for 185 yards in place of starter Adimchinobe Echemandu, who was held out with a sprained ankle, and the Bears averaged more than 10 yards per carry while rushing for 381 yards.

Cal scored on its first six possessions in the game and did not even attempt a punt until the third quarter.

McArthur had four catches for 131 yards in the first quarter and broke the school's all-time single-season record for receiving yards. McArthur ended the game with 1,259 yards and his fourth 150+ yard receiving game this year.

The Bears have won the last two against Washington, including a 34-27 victory in Seattle last season to snap a 19-game, 26-year losing streak in the series.

Cal's third- and fourth-string running backs scored fourth-quarter touchdowns, with Michael Porter capping the blowout with a 51-yard TD run with 2:44 left. Freshman Marcus O'Keith, who finished with 103 yards on the day, also had a 48-yard blast for a TD midway through the final period.

Score by Quarters	1	2	3	4	Score	Record
Washington	0	7	0	0	- 7	5-6, 3-4
California	13	20	7	14	- 54	6-6, 4-3



SCORING SUMMARY

1st Quarter

14:42 CAL - McArthur, Geoff 79 yd pass from Rodgers, Aaron (Fredrickson, T. kick), 1-79 0:18, WASH 0 - CAL 7
 09:39 CAL - Fredrickson, T. 20 yd field goal, 10-81 3:05, WASH 0 - CAL 10
 02:36 CAL - Fredrickson, T. 20 yd field goal, 13-81 4:08, WASH 0 - CAL 13

2nd Quarter

14:45 CAL - Hall, Brandon 13 yd pass from Rodgers, Aaron (Arrington, JJ rush failed), 4-65 0:55, WASH 0 - CAL 19
 12:06 WASH - Z Tuiasosopo 3 yd run (Evan Knudson kick), 9-88 2:39, WASH 7 - CAL 19
 11:26 CAL - Strang, Vincent 12 yd pass from Rodgers, Aaron (Fredrickson, T. kick), 2-80 0:40, WASH 7 - CAL 26
 09:04 CAL - Arrington, JJ 15 yd run (Fredrickson, T. kick), 3-31 1:05, WASH 7 - CAL 33

3rd Quarter

10:30 CAL - Rodgers, Aaron 1 yd run (Fredrickson, T. kick), 5-80 1:50, WASH 7 - CAL 40

4th Quarter

11:59 CAL - O'Keith, Marcus 48 yd run (Fredrickson, T. kick), 6-91 2:54, WASH 7 - CAL 47
 02:44 CAL - Porter, Michael 51 yd run (Fredrickson, T. kick), 3-73 1:23, WASH 7 - CAL 54

	WASH	CAL
FIRST DOWNS	22	27
RUSHES-YARDS (NET)	33-34	35-381
PASSING YDS (NET)	259	348
Passes Att-Comp-Int	47-25-2	34-20-0
TOTAL OFFENSE PLAYS-YARDS	80-293	69-729
Fumble Returns-Yards	0-0	0-0
Punt Returns-Yards	3-12	5-26
Kickoff Returns-Yards	7-115	1-20
Interception Returns-Yards	0-0	2-21
Punts (Number-Avg)	9-45.4	3-43.0
Fumbles-Lost	2-1	1-0
Penalties-Yards	6-32	8-59
Possession Time	32:14	27:46
Third-Down Conversions	2 of 14	5 of 12
Fourth-Down Conversions	1 of 2	0 of 0
Red-Zone Scores-Chances	1-3	6-6
Sacks By: Number-Yards	0-0	5-50

RUSHING: Washington-James, Kenny 12-68; Tuiasosopo, Z. 3-8; Frederick, Ch. 1-2; Williams, Reggie 1-2; Sampson, Shelton 8-minus 1; Paus, Casey 1-minus 10; Pickett, Cody 7-minus 35. California-Arrington, JJ 14-185; O'Keith, Marcus 12-103; Porter, Michael 3-73; Manderino, C. 2-20; Rodgers, Aaron 3-2; TEAM 1-minus 2.

PASSING: Washington-Pickett, Cody 22-39-2-225; Paus, Casey 2-7-0-10; Sampson, Shelton 1-1-0-24. California-Rodgers, Aaron 20-33-0-348; Robertson, R. 0-1-0-0.

RECEIVING: Washington-Frederick, Ch. 9-136; Lyon, Jon 4-46; Williams, Reggie 4-23; Shackelford, S. 2-24; Tuiasosopo, Z. 2-23; James, Kenny 2-0; Slye, Jordan 1-7; Sampson, Shelton 1-0. California-McArthur, Geoff 6-180; Toler, Burl 4-24; Lyman, Chase 3-65; Hall, Brandon 2-19; Gray, David 2-14; Arrington, JJ 1-30; Strang, Vincent 1-12; Manderino, C. 1-4.

TACKLES (UA-AT-TT): Washington-Newell, Jimmy 6-3-9; Cooper, Marquis 7-0-7; Sims, James 5-1-6; Benjamin, Evan 5-1-6; Galloway, Tim 5-0-5; Cunningham, Sam 3-2-5; Johnson, Terry 3-0-3; Johnson, Derrick 3-0-3; Carothers, Greg 3-0-3. California-Gutierrez, Ryan 7-3-10; Hunter, Wendell 7-1-8; Smith, Harrison 5-1-6; Hughes, D. 4-1-5; McCleskey, D. 4-1-5; Foltz, Ryan 4-0-4; Beckham, Josh 3-1-4; Slater, Sid 3-1-4; Maningo, Joe 2-2-4; Bethae, James 3-0-3; Blay-Miezah, F. 2-1-3; Giordano, Matt 2-1-3.

SACKS: Washington-none. California-Hunter, Wendell 2-20; Slater, Sid 1-9; Lupoi, Tosh 1-8; Smith, Harrison 0.5-7; Beckham, Josh 0.5-6.

Aaron Rodgers was 20-for-33 for 348 yards and three touchdown passes against the Huskies. Rodgers also ran for a score.

GAME 13 **CAL 28, STANFORD 16**

NOV. 22 — STANFORD STADIUM — STANFORD, CA

Geoff McArthur set a Cal record with 16 catches for 245 yards and two touchdowns, and the Golden Bears rallied in the second half to beat Stanford, 28-16, in the 106th Big Game.

Aaron Rodgers passed for a career-best 359 yards and three touchdowns as Cal kept the Axe and became bowl-eligible for the first time in seven years.

Adimchinobe Echemandu rushed for 87 yards, including a clinching 17-yard score with 1:39 to play. The huge Cal rooting section at Stanford Stadium didn't charge the field, but the fans roared for the Bears' second straight win over their biggest rivals following a seven-game losing streak.

Vincent Strang caught the go-ahead TD pass for Cal, which won despite fumbling seven times — losing three of them — and facing a 10-0 deficit in the third quarter before its powerful offense finally stopped thwarting itself with turnovers. The Bears had 533 total yards.


McArthur had the second-biggest receiving yardage total in school history. The junior exceeded his career highs for the second straight week, while surpassing Dameane Douglas' record 15 receptions in 1998. His catch total was the second highest in Pac-10 history, trailing only the 19 receptions by Arizona State's Ron Fair against Washington State in 1989.

McArthur's 44-yard TD reception in the third quarter was Cal's first score. The Bears dominated the rest of the game, with Strang scampering for a 14-yard TD on the first play of the fourth quarter to give Cal its first lead.

Rodgers went 26-of-37 in his first Big Game, setting the rivalry's record for total offense with 414 yards (Jim Plunkett, 409 yards, 1969).

Cal accumulated a season-high 31 first downs and held onto the ball for 34:04, including a seven-minute advantage over Stanford in the second half.

Score by Quarters	1	2	3	4	Score	Record
California	0	0	7	21	- 28	7-6, 5-3
Stanford	10	0	0	6	- 16	4-6, 2-6



SCORING SUMMARY

1st Quarter

12:30 STAN - Sgroi, Michael 22 yd field goal, 6-11 2:21, CAL 0 - STAN 3
10:03 STAN - Powell, Luke 24 yd pass from Lewis, Chris (Sgroi, Michael kick), 1-24 0:05, CAL 0 - STAN 10

3rd Quarter

11:03 CAL - McArthur, Geoff 44 yd pass from Rodgers, Aaron (Fredrickson, T. kick), 4-67 1:44, CAL 7 - STAN 10

4th Quarter

14:55 CAL - Strang, Vincent 14 yd pass from Rodgers, Aaron (Fredrickson, T. kick), 7-82 2:50, CAL 14 - STAN 10

10:07 CAL - McArthur, Geoff 21 yd pass from Rodgers, Aaron (Fredrickson, T. kick), 2-34 0:31, CAL 21 - STAN 10

01:39 CAL - Echemandu, A. 17 yd run (Fredrickson, T. kick), 11-70 7:20, CAL 28 - STAN 10

00:00 STAN - Bradford, Mark 30 yd pass from Lewis, Chris (Lewis, Chris pass failed), 8-66 1:39, CAL 28 - STAN 16

	CAL	STAN
FIRSTDOWNS	31	14
RUSHES-YARDS(NET)	38-174	30-77
PASSING YDS(NET)	359	207
Passes Att-Comp-Int	38-26-1	35-16-1
TOTAL OFFENSE PLAYS-YARDS	76-533	65-284
Fumble Returns-Yards	0-0	0-0
Punt Returns-Yards	1-4	1-0
Kickoff Returns-Yards	1-15	3-59
Interception Returns-Yards	1-0	1-10
Punts (Number-Avg)	3-42.3	8-43.5
Fumbles-Lost	7-3	1-1
Penalties-Yards	5-43	5-45
Possession Time	34:04	25:56
Third-Down Conversions	2 of 10	4 of 16
Fourth-Down Conversions	1 of 2	0 of 1
Red-Zone Scores-Chances	2-3	1-3
Sacks By: Number-Yards	1-15	2-5

RUSHING: California-Echemandu, A. 16-87; Rodgers, Aaron 7-55; Arrington, JJ 14-32; Manderino, C. 1-0. Stanford-Lemon, J.R. 17-84; Tolon, Kenneth 7-19; Marrero, David 1-4; Lewis, Chris 4-minus 8; Team 1-minus 22.

PASSING: California-Rodgers, Aaron 26-37-1-359; Echemandu, A. 0-1-0-0. Stanford-Lewis, Chris 12-25-0-161; Edwards, Trent 4-10-1-46.

RECEIVING: California-McArthur, Geoff 16-245; Rust, John 2-40; Arrington, JJ 2-19; Gray, David 2-14; Strang, Vincent 1-14; Echemandu, A. 1-13; Lyman, Chase 1-10; Toler, Burl 1-4. Stanford-Bradford, Mark 5-71; Powell, Luke 4-70; Pierce, Brett 3-14; Camarillo, Greg 2-38; Smith, Alex 2-14.

TACKLES (UA-AT-TT): California-Gutierrez, Ryan 7-1-8; Maningo, Joe 4-1-5; Hunter, Wendell 3-2-5; Bethea, James 4-0-4; Sverchek, Tom 3-0-3; Hughes, D. 2-1-3; Lupoi, Tosh 2-1-3. Stanford-Bergeron, David 4-6-10; Newberry, Jared 4-6-10; Craven, Michael 5-1-6; Atogwe, Oshiomogho 3-3-6; Torrence, Leigh 5-0-5; Rushing, T.J. 4-1-5; Gordon, Amon 1-4-5; Wilson, Stanley 4-0-4; Jenkins, Julian 3-1-4; Svitek, Will 1-3-4; Jobson, Louis 3-0-3.

SACKS: California-Parson, Monte 1-15. Stanford-Frank, Nick 1-3; Jenkins, Julian 1-2.

Geoff McArthur set a Cal record with 16 catches for 245 yards and two touchdowns in Cal's 28-16 Big Game victory over Stanford.

GAME 14 CAL 52, VIRGINIA TECH 49

INSIGHT BOWL
DEC. 26 — BANK ONE BALLPARK — PHOENIX, AZ

After 98 points and 1,081 yards of offense, the Insight Bowl came down to a 35-yard field goal try, and Tyler Fredrickson made good the final kick of his Cal career as time expired, giving the Bears a 52-49 victory over Virginia Tech.

Aaron Rodgers and Virginia Tech's Bryan Randall each flirted with 400 yards passing in an aerial duel that saw both teams rally from 14-point deficits. Rodgers was 27-of-35 for 394 yards and two touchdowns. He also ran for two scores and was named the game's Offensive MVP. Randall was 24-for-34 for 398 yards and tied an Insight Bowl record with four TD passes.

Chase Lyman, starting in place of injured Geoff McArthur at wide receiver, caught five passes for a Cal bowl-record 149 yards, including a 33-yarder for a touchdown.

The Bears, in their first bowl game since 1996, scored five consecutive touchdowns after falling behind 21-7 in the first quarter. Cal took a 42-28 lead with 48 seconds left in the third quarter on an 8-yard run by Rodgers, who completed 15-of-17 passes for 245 yards in the second half.

Virginia Tech came back, though, and DeAngelo Hall reversed his field for a 52-yard punt return that tied the game at 49-49 with 3:11 remaining.

There were no turnovers in the game, but Rodgers almost committed a disastrous one when he was sacked at the Bears' 29 by Kevin Lewis and fumbled at the start of Cal's final drive. But offensive tackle Chris Murphy recovered, and the Bears moved down field for the winning field goal.

In an amazing offensive display, the Bears set all-time school bowl records for most points (52), total yards (530), passing yards (394), completion percentage (77.1%, 27-of-35), touchdowns (7) and rushing touchdowns (5).

In addition to Offensive MVP Rodgers, teammate Ryan Gutierrez earned Defensive MVP honors after the Cal safety stockpiled a game-high 12 tackles (including 11 solo stops).



Score by Quarters	1	2	3	4	Score	Record
California	7	14	21	10	- 52	8-6, 5-3
Virginia Tech	21	7	0	21	- 49	8-5, 4-3



Chase Lyman caught five passes for a Cal bowl-record 149 yards, including a 33-yarder for a touchdown in the second quarter.

SCORING SUMMARY

1st Quarter

09:56 CAL - Rodgers, Aaron 1 yd run (Fredrickson, T. kick), 9-79 5:04, CAL 7 - VT 0
07:18 VT - Randall, Bryan 2 yd run (Warley, Carter kick), 8-43 2:38, CAL 7 - VT 7
02:44 VT - Willis, Keith 3 yd pass from Randall, Bryan (Warley, Carter kick), 5-57 2:19, CAL 7 - VT 14
00:50 VT - Vick, Marcus 36 yd pass from Randall, Bryan (Warley, Carter kick), 1-36 0:07, CAL 7 - VT 21

2nd Quarter

09:10 CAL - Lyman, Chase 33 yd pass from Rodgers, Aaron (Fredrickson, T. kick), 7-77 3:35, CAL 14 - VT 21
05:16 VT - Jones, Kevin 11 yd run (Warley, Carter kick), 8-80 3:54, CAL 14 - VT 28
00:30 CAL - Arrington, JJ 13 yd pass from Rodgers, Aaron (Fredrickson, T. kick), 13-71 4:46, CAL 21 - VT 28

3rd Quarter

10:16 CAL - Manderino, C. 3 yd run (Fredrickson, T. kick), 6-80 2:40, CAL 28 - VT 28
05:59 CAL - Echemandu, A. 9 yd run (Fredrickson, T. kick), 3-66 0:52, CAL 35 - VT 28
00:48 CAL - Rodgers, Aaron 8 yd run (Fredrickson, T. kick), 7-58 3:42, CAL 42 - VT 28

4th Quarter

13:35 VT - Willis, Keith 22 yd pass from Randall, Bryan (Pace, Brandon kick), 8-80 2:13, CAL 42 - VT 35
06:26 CAL - Strang, Vincent 13 yd run (Fredrickson, T. kick), 13-65 7:09, CAL 49 - VT 35
04:28 VT - Shreve, Chris 28 yd pass from Randall, Bryan (Pace, Brandon kick), 7-80 1:58, CAL 49 - VT 42
03:11 VT - Hall, DeAngelo 52 yd punt return (Warley, Carter kick), , CAL 49 - VT 49
00:00 CAL - Fredrickson, T. 35 yd field goal, 7-47 3:11, CAL 52 - VT 49

Team Statistics	CAL	VT
FIRST DOWNS	27	27
RUSHES-YARDS (NET)	41-136	26-153
PASSING YDS (NET)	394	398
Passes Att-Comp-Int	35-27-0	36-24-0
TOTAL OFFENSE PLAYS-YARDS	76-530	62-551
Fumble Returns-Yards	0-0	0-0
Punt Returns-Yards	1-14	3-53
Kickoff Returns-Yards	5-71	5-156
Interception Returns-Yards	0-0	0-0
Punts (Number-Avg)	4-39.8	2-41.0
Fumbles-Lost	1-0	0-0
Penalties-Yards	4-25	6-40
Possession Time	37:15	22:45
Third-Down Conversions	13 of 17	8 of 12
Fourth-Down Conversions	0 of 0	0 of 0
Red-Zone Scores-Chances	7-7	3-4
Sacks By: Number-Yards	2-18	2-11

RUSHING: California-Arrington, JJ 11-37; Echemandu, A. 13-34; Rodgers, Aaron 10-30; Strang, Vincent 4-24; Manderino, C. 3-11. Virginia Tech-Jones, Kevin 16-153; Vick, Marcus 3-5; Humes, Cedric 1-3; Randall, Bryan 6-minus 8.

PASSING: California-Rodgers, Aaron 27-35-0-394. Virginia Tech-Randall, Bryan 24-34-0-398; Johnson, R. 0-1-0-0; Vick, Marcus 0-1-0-0.

RECEIVING: California-Toler, Burl 6-84; Lyman, Chase 5-149; Arrington, JJ 5-38; Hall, Brandon 3-62; Echemandu, A. 3-28; Manderino, C. 3-23; Rust, John 1-7; Gray, David 1-3. Virginia Tech-Wilford, Ernest 8-110; Vick, Marcus 4-82; Jones, Kevin 4-25; Shreve, Chris 3-93; Johnson, R. 2-55; Willis, Keith 2-25; Imoh, Mike 1-8.

TACKLES (UA-A): California-Gutierrez, Ryan 11-1; Bethea, James 6-0; Hunter, Wendell 4-1; Blay-Miezah, F. 2-2; Hughes, D. 3-0; Maningo, Joe 2-1; Beckham, Josh 2-1; Lupoi, Tosh 2-1; McCleskey, D. 2-1; Giordano, Matt 2-0; Riddle, Ryan 1-1; Foltz, Ryan 1-1; Fredrickson, T. 1-0; McCurdy, Tag 1-0; O'Keith, Marcus 1-0; Alexander, L. 1-0; Hall, Brandon 1-0; Slater, Sid 1-0. Virginia Tech-Hall, DeAngelo 6-3; Crawford, M. 4-5; Williams, Jimmy 6-0; Robinson, Vegas 4-2; Baaqee, Mikal 4-1; Warren, Blake 3-2; Rouse, Aaron 3-1; Lewis, Kevin 3-1; Green, Eric 2-2; Lewis, Jonathan 3-0; Burchette, N. 2-1; Sandidge, Tim 2-1; Griffin, James 2-0; Adibi, N. 2-0; Fuller, Vincent 1-1; Tapp, Darryl 1-0; Anderson, James 1-0; Colas, Cols 1-0; Shreve, Chris 0-1; Trott, Jordan 0-1.

SACKS (UA-A): California-Lupoi, Tosh 1-0; Riddle, Ryan 1-0. Virginia Tech-Lewis, Kevin 1-0; Adibi, N. 1-0.